Reliance Weaving Mills Limited
A Fatima Group Company

THE ART OF TEXTILE

Annual Report 2026

THE ART OF TEXTILE

CONTENTS

Business Review

Credit Rating	04
Certifications	05
Company Information	06
Vision & Mission Statement	08
Corporate Values	10
Notice of Annual General Meeting	12
Company Profile	22
Directors' Profile	24
Board Committees	26
Management Profile	27
Chairman's Review	30
Market Price Data	34
Directors' Report	35
Corporate Social Responsibility	48
Financial Highlights	54
Dupont Analysis	59
Value Addition Statement	60
Swot Analysis	61
Graphical Analysis	62
Statement of Compliance	64

Financial Statements

Independent Auditors Review Report on the Statement of Compliance Contained in the Listed Companies	69
Independent Auditors' Report	70
Statement of Financial Position	74
Statement of Profit or Loss	75
Statement of Comprehensive Income	76
Statement of Changes in Equity	77
Statement of Cash Flows	78
Notes to the Financial Statements	79

Others & Legal Forms

E-Voting	144
Pattern of Shareholding	145
Form of Proxy	149

KEY HIGHLIGHTS

YEAR ENDED JUNE 30, 2026

Sales

2026	2025
41,612	40,220

Rs. in million

EBITDA

2026	2025
12.48%	10.82%

Percentage

Profit for the year

2026	2025
813	257

Rs. in million

EPS

2026	2025
26.37	8.34

Rupees

Capital Expenditures

2026	2025
1,416	1,880

Rs. in million

Dividend per Share

2026	2025
0%	0%

Percentage

Break up Value of Share

2026	2025
391.87	334.61

Rupees

Total Assets

2026	2025
40,440	39,270

Rs. in million

GP RATIO

2026	2025
13.16%	11.69%

Percentage

ROCE

2026	2025
4.05%	1.40%

Percentage

Current Ratio

2026	2025
0.97	0.94

Times

Net Profit Ratio

2026	2025
1.95%	0.64%

Percentage

PACRA
PAKISTAN CREDIT RATING AGENCY

CREDIT RATING RELIANCE WEAVING MILLS LIMITED

A|A-2

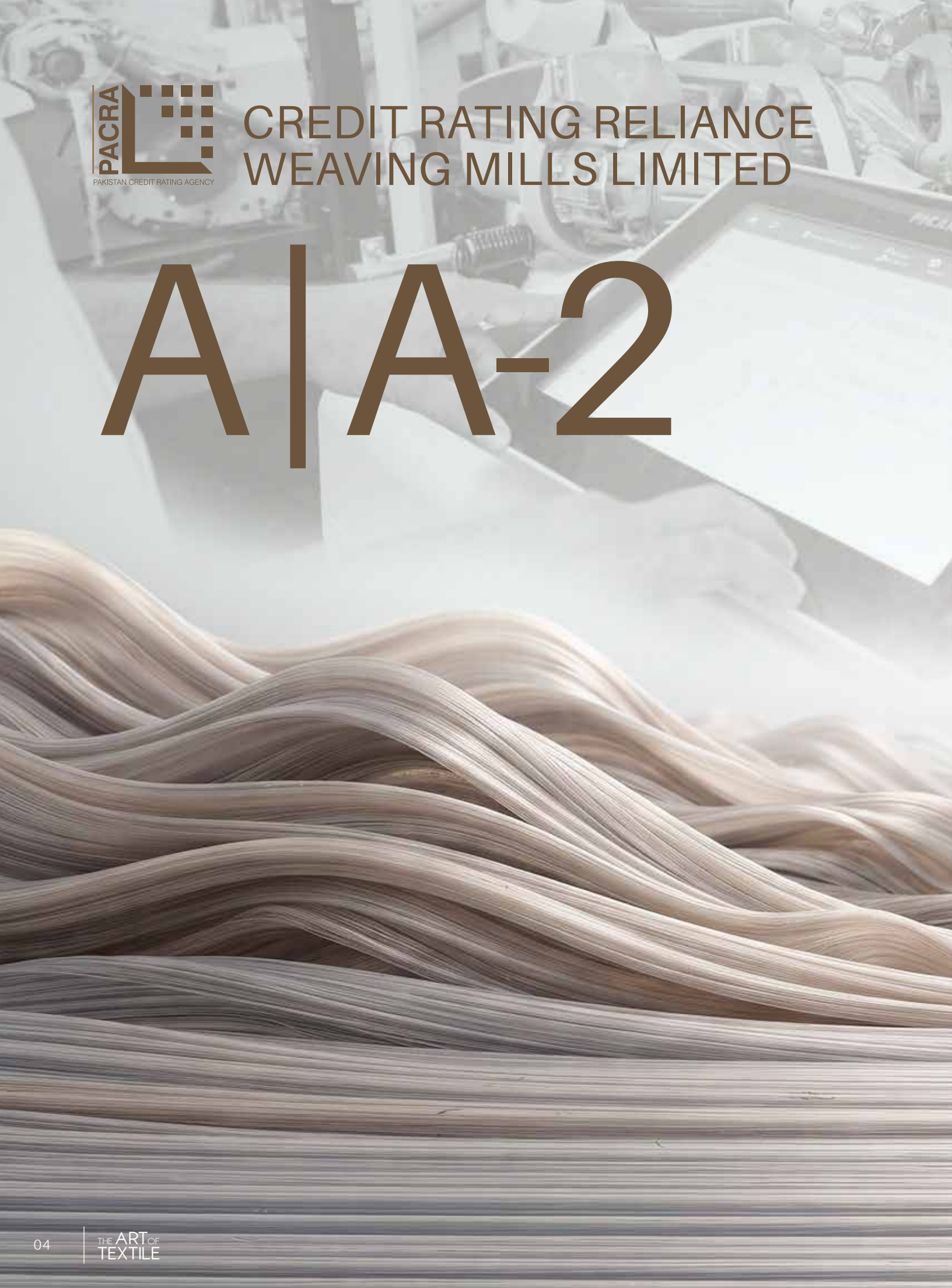

CERTIFICATIONS

COMPANY INFORMATION

Board of Directors

Executive Directors

Mr. Faisal Ahmed (Chief Executive Officer)
Mr. Muhammad Mukhtar Sheikh
Mr. Muhammad Fazeel Mukhtar

Non-Executive Directors

Mr. Fawad Ahmed Mukhtar (Chairman)
Mr. Abbas Mukhtar
Mrs. Fatima Fazal

Independent Directors

Mr. Imran Bashir
Mr. Shoaib Ahmad Khan

Committees of the Board

Audit Committee

Mr. Imran Bashir (Chairman)
Mr. Shoaib Ahmad Khan (Member)
Mr. Abbas Mukhtar (Member)

HR & Remuneration Committee

Mr. Shoaib Ahmad Khan (Chairman)
Mr. Imran Bashir (Member)
Mr. Muhammad Fazeel Mukhtar (Member)

Risk Management Committee

Mr. Faisal Ahmed (Chairman)
Mr. Imran Bashir (Member)
Mr. Shoaib Ahmad Khan (Member)

Nomination Committee

Mr. Fawad Ahmed Mukhtar (Chairman)
Mr. Faisal Ahmed (Member)
Mr. Muhammad Fazeel Mukhtar (Member)

Executive Management Team

Director Finance & Accounts

Mr. Waheed Ahmad

Head of Human Resources

Mr. Asad A. Jan

Company Secretary

Mr. Kamran Ahmad Awan

Head of Internal Audit & Risk Assurance - OB

Mr. Muhammad Akbar Rana

Head of Treasury

Mr. Anjum Jameel Sheikh

Technical Director Weaving

Mr. Ikram Azeem

GM Marketing

Khawaja Sajid
Mr. Aqeel Saifi
Mr. Muhammad Nasir Iqbal

GM Mills (Spinning)

Mr. Salahudin Khattak
Mr. Shah Nawaz

GM Supply Chain

Mr. Khurram Ali

External Auditors

M/s. ShineWing Hameed Chaudhri & Co.
Chartered Accountants
2526/F, Shadman Colony, Opposite High Court
Bahawalpur Road, Multan.
Tel: 061-4785211-12, 4511979
E-mail:mux@hccpk.com
Website: www.hccpk.com

Shares Registrar

M/s. CDC Share Registrar Services Limited
CDC House, 99-B, Block 'B', S.M.C.H.S.,
Main Shahrah-e-Faisal, Karachi-74400
E-mail: info@cdc.pak.com &

Banks/Financial Institutions

Allied Bank Limited
Habib Bank Limited
United Bank Limited - Ameen
National Bank of Pakistan
National Bank – Aitemad Islamic Banking
Meezan Bank Limited
Soneri Bank Limited
The Bank of Khyber
Habib Metropolitan Bank Limited
Bank Al Habib Limited
Bank Al Habib Limited – Islamic Banking
Bank Alfalah Limited
Samba Bank Limited
Al-Baraka Bank Pakistan Limited
Dubai Islamic Bank (Pakistan) Limited
The Bank of Punjab – Taqwa Islamic Banking
Askari Bank Limited, Islamic Banking Services
Saudi Pak Industrial & Agricultural Investment Company Limited
Pak Brunei Investment Company Limited
Pak China Investment Company Limited
Pak Libya Holding Company (Pvt) Limited
Pakistan Kuwait Investment Company (Pvt) Limited
First Habib Modaraba
Bank Islami Pakistan Limited
Habib Bank Limited-Islamic Banking
Muslim Commercial Bank Limited

Business Offices

Registered Office

2nd Floor, Trust Plaza, LMQ Road, Multan
Tel: 061-4509700, 061-4509749
Fax: 061-4511677, 061-4584288
E-mail: info@fatima-group.com

Head Office

E-110, Khayaban-e-Jinnah Lahore Cantt.
Tel: 042-35909449, 042-111-328-462
Fax: 042-36621389
Website: www.fatima-group.com

Site Addresses

Unit # 1, 2, 4, 5 & 6

Fazalpur Khanewal Road, Multan
Phone & Fax: 061-6740020-3 & 061-6740039

Unit # 3

Mukhtarabad, Chak Beli Khan Road, Rawat Rawalpindi.
Phone & Fax: 051-4611579-81 & 051-4611097

VISION

To be a Company recognized for its art of Textile and best business practices.

MISSION & VALUES

The mission of Company is to operate state of the art Textile plants capable of producing yarn and fabrics.

The company will conduct its operations prudently assuring customer satisfaction and will provide profits and growth to its shareholders through:

- Manufacturing of yarn and fabrics as per the customers' requirements and market demand.
- Exploring the global market with special emphasis on Europe, USA and Fareast.
- Keeping pace with the rapidly changing technology by continuously balancing, modernization and replacement (BMR) of plant and machinery.
- Enhancing the profitability by improved efficiency and cost controls.
- Recruiting, developing, motivating and retaining the personnel having exceptional ability and dedication by providing them good working conditions, performance based compensation, attractive benefit program and opportunity for growth.
- Protecting the environment and contributing towards the economic strength of the country and function as a good corporate citizen.

CORPORATE VALUES

Reliance Weaving Mills Limited embodies these values, which are evident in all our transactions and interactions. Our corporate strategy has been designed to align with these principles. They are intricately woven into the core of our business, influenced by its processes, procedures, and practices.

Integrity

Our conduct is guided by principles of honesty, ethics, fairness, and transparency.

Teamwork

We collaborate as a team to achieve a shared objective.

Customer Focus

We are committed to hearing our customers' feedback and providing value through our products and services.

Valuing People

We consider our employees to be our most valuable asset.

Innovation

We promote creativity and acknowledge innovative concepts.

Health, Safety, Environment & CSR

We prioritize the well-being of our employees and the surrounding communities.

Excellence

We aim to achieve excellence in all our endeavors.

NOTICE OF THE 36th ANNUAL GENERAL MEETING

Notice is hereby given that the 36th Annual General Meeting of the shareholders of Reliance Weaving Mills Limited (the **"Company"**) will be held on Wednesday, October 28, 2026, at 3:00 p.m. at 2nd Floor, Trust Plaza, L.M.Q. Road, Multan, and through electronic means, to transact the following business:

ORDINARY BUSINESS:

1. To confirm the minutes of the Annual General Meeting held on October 28, 2025.

2. To receive, consider and adopt the audited financial statements of the Company for the year ended June 30, 2026, together with the Directors' and Auditors' Reports thereon and the Chairman's Review.

3. To appoint Auditors for the year ending June 30, 2027, and to fix their remuneration. The Audit Committee and the Board of Directors have recommended the appointment of M/s. KPMG Taseer Hadi & Co., Chartered Accountants as auditors of the Company in the AGM to replace the retiring auditors, M/s. ShineWing Hameed Chaudhri & Co., Chartered Accountants.

SPECIAL BUSINESS:

4. To ratify and approve the transactions carried out by the Company with related parties as disclosed in the financial statements for the year ended June 30, 2026 and to pass the following Special Resolution, with or without modification(s) in terms of Section 208 of the Companies Act, 2017:

   "RESOLVED THAT, the related party transactions carried out by the Company during the year ended June 30, 2026, in which a majority of the Directors were interested, as disclosed in Note 46 to the financial statements for that year, be and are hereby ratified, approved and confirmed."

5. To authorize the Board of Directors of the Company to approve related party transactions from time to time during the financial year ending June 30, 2027, where the majority of Directors may be interested, and to pass the following Special Resolution, with or without modification(s), in terms of sections 207 and 208 of the Companies Act, 2017:

   "RESOLVED THAT, the Board of Directors of the Company be and is hereby authorized to approve, from time to time and on a case to case basis, transactions with related parties during the financial year ending June 30, 2027, in accordance with the Company's approved related party transactions policy and applicable law, notwithstanding that a majority of the Directors may be interested in any such transaction.

   FURTHER RESOLVED THAT, transactions approved by the Board within the foregoing authority shall be deemed to have been approved by the shareholders for purposes of sections 207 and 208 of the Companies Act, 2017, and details of all such transactions shall be placed before the shareholders at the next general meeting for ratification wherever required."

6. To consider and, if deemed fit, to pass the following Special Resolution, with or without modification(s), under section 199 of the Companies Act, 2017 and the Companies (Investment in Associated Companies or Associated Undertakings) Regulations, 2017:

   "RESOLVED THAT, consent and approval of the shareholders of the Company be and is hereby accorded under section 199 of the Companies Act, 2017 and the Companies (Investment in Associated Companies or Associated Undertakings) Regulations, 2017, for investment, from time to time, by way of working capital loans/advances in the associated companies specified below, up to an aggregate limit of PKR 1,531 million, for a period of one year from the date of this approval, provided that the return on each outstanding amount shall be at KIBOR plus 2.50% per annum except for the amount of PKR 231 million to be obtained from Farrukh Trading Company Limited, which shall carry a markup/return at the rate of KIBOR plus 0.75% per annum and shall in no event be lower than the average borrowing cost of the Company, on the terms disclosed in the statement of material facts and contained in written agreements to be executed with the respective investee companies:

Sr. #	Name of Associated Company	Amount of Loan
1	Fatima Sugar Mills Limited	PKR 400 Million
2	Reliance Commodities (Pvt.) Limited	PKR 200 Million
3	Fatima Transmission Company Limited	PKR 300 Million
4	Fazal Cloth Mills Limited	PKR 200 Million
5	Fatima Holding Limited	PKR 200 Million
6	Farrukh Trading Company Limited	PKR 231 Million

FURTHER RESOLVED THAT, any Director, the Chief Executive Officer, the Chief Financial Officer or the Company Secretary of the Company be and is hereby authorized, acting singly, to take all necessary steps and actions, execute the requisite agreements and documents, and do all acts, deeds and things necessary, incidental or consequential for implementing the foregoing resolution."

Statement under Section 134(3) of the Companies Act, 2017 concerning special business is annexed to this notice of meeting circulated to the shareholders of the Company.

By Order of the Board

Place: Multan

Dated: October 06, 2026

Kamran Ahmad Awan

Company Secretary

1. The Share Transfer Books will remain closed from October 22, 2026 to October 28, 2026 (both days inclusive). Transfers received in order at the office of our Shares Registrar by the close of business hours on October 21, 2026 will be treated in time to attend and vote at the Annual General Meeting. The Members are requested to notify the change of address, if any, immediately to our Shares Registrar.

2. A Member entitled to attend and vote may appoint any other Member as his/her proxy to attend and vote instead of him/her. In order to be effective, duly completed and signed Proxy Form must be received at the Company's Registered Office at 2nd Floor, Trust Plaza, L.M.Q. Road, Multan at least 48 hours before the time of the meeting. For the convenience of the Members, a blank Proxy Form is being dispatched with the notice of AGM and the same is also available on the Company's website at www.fatima-group.com.

3. CDC account holders will further have to follow the under mentioned guidelines as laid down by the SECP:

FOR ATTENDING THE MEETING:

i) In case of individuals, the account holder or sub-account holder and their registration details are uploaded as per CDC regulations, shall authenticate his/her identity by showing his/her original Computerized National Identity Card (CNIC) or original Passport at the time of attending the meeting; and

ii) In case of corporate entities, the Board of Directors' resolution / Power of Attorney with specimen signature of the nominee shall be produced at the time of the meeting.

FOR APPOINTING PROXIES:

In case of Individuals:

The account holder or sub-account holder and their registration details are uploaded as per CDC regulations, shall submit the Proxy Form as per the above requirement. Proxy Form shall be witnessed by two persons whose names, addresses and CNIC numbers shall be mentioned on the Form. Attested copies of CNIC or the Passport of beneficial owners and the Proxy shall be furnished with the Proxy Form. The Proxy shall produce his / her original CNIC or original Passport at the time of the meeting;

In case of Corporate Entities:

The Board of Directors' resolution / Power of Attorney with specimen signature of the person nominated to represent and vote on behalf of the corporate entity shall be submitted along with the Proxy Form to the Company. A corporate entity, being Member, may appoint any person, regardless of whether they are a Member or not, as its proxy.

If a member appoints more than one proxy and more than one instrument of proxy is deposited by a member, all such instruments of proxy shall be rendered invalid.

Polling on Special Business:

Pursuant to the Companies (Postal Ballot) Regulations, 2018, as amended, the Company shall provide its members the right to vote through electronic voting or voting by post on all businesses classified as special business, in accordance with the applicable Regulations.

Accordingly, members of Reliance Weaving Mills Limited (the **"Company"**) will be allowed to exercise their right to vote through electronic voting facility or by postal ballot for the special business in its forthcoming Annual General Meeting to be held on Wednesday, October 28, 2026, at 3:00 pm, in accordance with the requirements and subject to the conditions contained in the aforesaid Regulations.

For the convenience of the shareholders, ballot paper is annexed to this notice and the same is also available on the Company's website at www.fatima-group.com for download.

Procedure for E-Voting:

I. Details of the e-voting facility will be shared through an email with those members of the Company who have their valid CNIC numbers, cell numbers, and email addresses available in the register of members of the Company by the close of business on October 21, 2026.

II. The web address, login details, and password, date of casting e-vote will be communicated to members via email. The security codes will be communicated to members through SMS from the web portal of CDC Share Registrar Services Limited (being the e-voting service provider).

III. Identity of the members intending to cast vote through e-voting shall be authenticated through electronic signature or authentication for login.

IV. E-Voting lines will start from October 23, 2026, 9:00 am and shall close on October 27, 2026 at 5:00 pm. Members can cast their votes any time during this period. Once the vote on a resolution is cast by a Member, he / she shall not be allowed to change it subsequently.

Procedure For Voting Through Postal Ballot:

The shareholders shall ensure that duly filled and signed ballot papers along with copy of valid Computerized National Identity Card (CNIC)/copy of Passport (non-resident) should reach the Chairman of the meeting through post on the Company's Registered Address at 2nd Floor, Trust Plaza, L.M.Q. Road, Multan or by email at Kamran.Ahmad@fatima-group.com on or before October 27, 2026 during working hours. The signature on the ballot paper shall match with the signature on CNIC. Shareholders who have not cast their vote through electronic voting facility or postal ballot prior to the date of the AGM shall be entitled to cast their vote at the meeting by way of ballot paper only.

Appointment of Scrutinizer:

In accordance with the Regulation 11 of the Regulations, the Board of the Company has appointed M/s. Nasir Javaid Maqsood Imran, Chartered Accountants, (a QCR rated audit firm with prior experience of acting as Scrutinizer) to act as the Scrutinizer of the Company for the special business to be transacted in the meeting and to undertake other responsibilities as defined in Regulation 11A of the Regulations.

Online Participation in the Annual General Meeting:

a) Pursuant to the SROs circulated time to time by SECP, for online participation in the Annual General Meeting, the shareholders are requested to get themselves registered with the Company for online participation latest by October 26, 2026 till 5:00 pm. by sending email at Kamran.Ahmad@fatima-group.com by providing the following details:

Full Name of Shareholder / Proxy Holder	Company	CNIC Number	Folio / CDC A/c No.	** Email ID	** Mobile Phone No.
	Reliance Weaving Mills Limited				

** Shareholders/proxy holders are requested to provide active email addresses and mobile phone numbers.

Login facility will be opened thirty minutes before the meeting time to enable the participants to join the meeting after the identification process. Shareholders will be able to login and participate in the AGM proceedings through their devices after completing all the formalities required for the identification and verification of the shareholders.

b) Shareholders may send their comments and suggestions relating to the agenda items of the AGM to the Company Secretary latest by October 25, 2026 till 5:00 pm at above-given email address. Shareholders are required to mention their full name, CNIC and folio number for this purpose.

c) Shareholders will be encouraged to participate in the AGM to consolidate their attendance and participation through proxies.

Video Conference Facility

Pursuant to Section 132(2) & 134(1)(b) of the Companies Act, 2017, if the Company receives consent from members holding in aggregate 10% or more shareholding residing in a city, to participate in the meeting through video conference at least 7 days prior to the date of the meeting, the Company will arrange video conference facility in that city subject to availability of such facility in that city. In this regard please fill the following and submit it to the registered address of the Company at least 7 days before the date of AGM.

I/We _____ of _____, being member(s) of Reliance Weaving Mills Limited holder of _____ Ordinary share(s) as per Register Folio No. _____ hereby opt for video conference facility at _____.

Restriction on Distribution of Gifts to Members:

The SECP, vide Circular No. 2 of 2018 dated February 9, 2018, and S.R.O. 452(I)/2025 dated March 17, 2025, has strictly prohibited companies from offering or distributing gifts, incentives, or any similar benefits (including but not limited to tokens, coupons, meals, or takeaway packages) to members at or in connection with general meetings. In accordance with Section 185 of the Companies Act, 2017, any non-compliance may attract enforcement action and penalties.

Computerized National Identity Card (CNIC) / National Tax Number (NTN):

The shareholders holding physical shares who have not yet provided their CNIC Number(s) are once again reminded to immediately submit the copy of their CNICs to the Company's Shares Registrar. The corporate members having CDC accounts are required to have their NTN updated with their respective participants, whereas corporate entities having physical shares should send a copy of their NTN certificates to M/s CDC Share Registrar Services Limited, CDC House, 99-B, Block 'B', S.M.C.H.S., Main Shahrah-e-Faisal, Karachi. The shareholders and the corporate members while sending their CNIC and NTN, as the case may be, must mention their folio number(s).

Unclaimed Share(s) / Dividend(s):

Shareholders who have not collected their dividend(s)/ undelivered physical share certificate(s) are advised to contact our Shares Registrar to collect/enquire their unclaimed dividend(s)/share certificate(s).

In compliance with Section 244 of the Companies Act, 2017, after having completed the stipulated procedure, all such dividends/shares remaining unclaimed or unpaid for a period of three years or more from the date it is due and payable, shall be deposited with the Federal Government/ SECP.

Deposit of Physical Shares Into CDC Accounts:

As per Section 72 of the Companies Act, 2017, every listed company is required to replace its physical shares with book-entry form in a manner as may be specified and from the date notified by the Commission, within a period not exceeding four (4) years from the commencement of the Act, i.e., May 30, 2017.

Shareholders holding physical shares are encouraged to open CDC sub-account(s) with a broker or an Investor Account directly with CDC and convert their physical shares into book-entry form.

Availability of Audited Financial Statements On The Company's Website:

In accordance with the provisions of Section 223(7) of the Companies Act, 2017, the audited financial statements of the Company for the year ended June 30, 2026 have been made available on the Company's website, at-least 21 days before the date of AGM.

Transmission of Annual Report Electronically:

In accordance with Section 223 of the Companies Act, 2017 and SECP's S.R.O. No. 389(I)/2023 dated March 21, 2023, the annual audited financial statements of the Company have been uploaded on the website of the Company, which can be accessed using the QR Code and weblink as given hereunder:

Weblink	QR Code
https://fatima-group.com/financial-reports/	

Annual Report has also been emailed to those shareholders who have provided their valid email ID's to the Company.

The shareholders who wish to receive hard copy of the Annual Report may send their demand to the Company Secretary and the Company will supply hard copy of aforesaid document to the shareholders on demand, free of cost, within one week of such demand.

STATEMENT OF MATERIAL FACTS UNDER SECTION 134(3) OF THE COMPANIES ACT 2017 IN RESPECT OF SPECIAL BUSINESS:

The statement sets out the material facts under Section 134(3) of the Companies Act, 2017 concerning the special business to be transacted at the Annual General Meeting of Reliance Weaving Mills Limited to be held on Wednesday, October 28, 2026.

Special Business Relating to Approval of Related Party Transactions:

The transactions carried out with the associated companies/ related parties have been approved by the Board as recommended by the Audit Committee on quarterly basis pursuant to the provisions of applicable laws. The Board has recommended that these transactions be placed before the shareholders of the Company in the general meeting for ratification/approval pursuant to the provisions of the Companies Act, 2017 (the "Act"). These transactions are given in Note 46 of the financial statements for the year ended June 30, 2026.

All the related party transactions for the year ended June 30, 2026 were executed on arm's length basis in the normal course of business and there were no departures from the guidelines provided in the Code of Corporate Governance for such transactions. Pursuant to above, these transactions have to be approved/ratified by the shareholders in the general meeting. The Directors and their relatives do not have any direct or indirect interest in the aforesaid transactions except to the extent of their shareholding/ common directorship with related parties.

Special Business Relating to Related Party Transactions for year ending June 30, 2027:

During the year ending June 30, 2027, the Company may enter into transactions with related parties in the ordinary course of business and on an arm's-length basis under its approved policy. Such transactions may include the purchase and sale of goods, raw materials, stores and spares; services and shared expenses; lease arrangements; reimbursement of expenses; loans or advances separately approved under section 199, where applicable; and other transactions incidental to the Company's business. As a majority of the Directors may be interested in particular transactions by reason of common directorship and/or shareholding, shareholder authority is sought for the Board to approve each transaction on a case-to-case basis in compliance with sections 207 and 208 of the Companies Act, 2017. Details of transactions undertaken under this authority shall be placed before the shareholders at the next general meeting for ratification wherever required. The Directors are interested only to the extent of their respective shareholding and/or common directorship in the related parties.

Special Business Relating to Investment in Associated Companies:

As per the disclosure requirement of Regulation 4(1) of the Companies' (Investment in Associated Companies or Associated Undertakings) Regulations, 2017 as per the S.R.O. 1240(I)/2017 dated December 06, 2017, it is informed that the following Directors of the Company are also the Directors in the investee company(ies); however, they have no direct or indirect interest except to the extent of shareholding / directorship in the investee company(ies):

Fatima Sugar Mills Limited	Reliance Commodities (Pvt.) Limited	Fatima Transmission Company Limited	Fazal Cloth Mills Limited	Fatima Holding Limited	Farrukh Trading Company Limited
• Mr. Fawad Ahmed Mukhtar • Mr. Faisal Ahmed • Mr. Abbas Mukhtar • Mr. Muhammad Mukhtar Sheikh • Mr. Muhammad Fazeel Mukhtar	• Mr. Fawad Ahmed Mukhtar • Mr. Faisal Ahmed	NONE	• Mr. Faisal Ahmed • Mr. Abbas Mukhtar • Mr. Muhammad Mukhtar Sheikh	• Mr. Fawad Ahmed Mukhtar • Mr. Faisal Ahmed	• Mr. Faisal Ahmed • Mr. Muhammad Fazeel Mukhtar

The Directors have carried out the required due diligence for the purpose of this loan.

Information under Regulation 3 of the Companies' (Investment in Associated Companies or Associated Undertakings) Regulations, 2017

Name of Associated company or associated undertaking	Fatima Sugar Mills Limited (FSML)	Reliance Commodities (Pvt.) Limited (RCL)	Fatima Transmission Company Limited (FTCL)	Fazal Cloth Mills Limited (FCML)	Fatima Holding Limited (FHL)	Farrukh Trading Company Limited (FTCL)
Registration No. and Date	0076592 15.07.2011	0036107 28.01.1996	0091244 26.12.2014	0002266 14.05.1966	0018591 20.09.1988	0113534 21.11.2017
Registered Office Address	E-110, Khayaban-e-Jinnah, Lahore-Cantt	2nd Floor Trust Plaza LMQ Road, Multan	E-110, Khayaban-e-Jinnah, Lahore Cantt	697, Abid Majeed Road, Lahore Cantt	E-110, Khayaban-e-Jinnah, Lahore Cantt	E-110, Khayaban-e-Jinnah, Lahore Cantt
Authorized Share capital	PKR 2,200 (M)	PKR 350 (M)	PKR 1,000 (M)	PKR 1,700 (M)	PKR 1,180(M)	PKR 400 (M)
Paid up capital	PKR 2,102 (M)	PKR 80.05 (M)	PKR 647(M)	PKR 300 (M)	PKR 1,172(M)	PKR 0.351 (M)
Basis of Relationship	Common Directorship	Common Directorship	Sponsorship	Common Directorship	Common Directorship	Common Directorship

Earnings / Loss per share of the associated companies are as under:

PKR						
Year	FSML	RCL	FTCL	FCML	FHL	FTCL
2023	3.39	7.01	0.4700	19.54	(2.16)	28,036
2024	2.67	176.73	0.5076	59.51	(4.57)	103,950
2025	3.30	95.81	0.2833	12.76	(4.67)	92,989

Breakup value per share of the associated companies are as under:

PKR						
Year	FSML	RCL	FTCL	FCML	FHL	FTCL
2023	29.26	460.34	4.7070	1,488	86.88	293,077
2024	33.85	637.09	5.2147	1,785	82.24	393,379
2025	34.56	732.93	5.4980	1,881	32.33	463,490

Latest financial position, including main items of the financial position and statement of profit or loss of the associated companies or associated undertakings;

PKR in million						
Particulars	FSML	RCL	FTCL	FCML	FHL	FTCL
Paid up capital	2,101.71	80.05	646.73	300	1,171.55	0.351
Un-appropriated profit/(loss)	5,795.39	5,224.53	-291.16	11,791	2,615.69	11,911.01
Current liabilities	2,869.84	5,364.75	230.91	39,222	8,555.36	323.04
Current assets	3,768.94	10,703.51	36.60	53,012	4,777.69	2173.07
Sales	29,184.23	4,760.305	69.10	90,002	127.73	96.97
Gross profit/ (loss)	4,053.88	870.23	39.98	7,697	123.98	87.69
Net Profit/loss	694.59	766.93	18.32	383	(547.19)	3,263.92

Project stage disclosures: Not applicable. Fatima Transmission Company Limited has commenced commercial operations; accordingly, the additional disclosures prescribed for a project that has not commenced operations are not applicable.

General Disclosures:

Requirements	Fatima Sugar Mills Limited	Reliance Commodities (Pvt.) Limited	Fatima Transmission Company Limited	Fazal Cloth Mills Limited	Fatima Holding Limited	Farrukh Trading Company Limited
	PKR in million					
Maximum amount of investment	400	200	300	200	200	231
In case any loan has already been granted to the said associated companies or associated undertakings, the complete details thereof.	**Given below.**					
Purpose of loans or advances and benefits likely to accrue to the investing company and its Members from such loans and period of investment;	**Purpose:** To earn income on the loans/advances to be provided to the associated companies to meet working capital needs of the associated companies. **Benefits:** The Company will receive markup above the borrowing cost of the Company, which will benefit the Company's cash flow by earning profit on its surplus funds. **Period:** For a period of one year from the date of Annual General Meeting.					
Sources of funds to be utilized for investment	Loan/advance will be given out of own funds of the Company.					
Where loans or advances are being granted using borrowed funds:						
- Justification for granting loan or advance out of borrowed funds	Not Applicable					
- Detail of guarantees/assets pledged for obtaining such funds, if any;	Not Applicable					
- Cost Benefit Analysis	Not Applicable					
Separate written agreements will be executed with each investee company. The principal terms are stated below.						
- Nature	Loan/advance					
- Purpose	To earn mark-up on loan being provided to FSML, FTCL, RCL, FCML, FHL, and FTCL this will augment the Company's cash flow.					
- Period	Maximum period of one year.					
- Rate of markup	KIBOR + 2.50% (FSML, FTCL, RCL, FCML, FHL) and KIBOR + 0.75% (FTCL) but above average borrowing cost of the Company.					
- Repayment	Each investee company shall repay the outstanding principal and accrued markup upon 30 days' written demand or at maturity.					
Direct or indirect interest of Directors, sponsors, majority shareholders and their relatives, if any, in the associated company or associated undertaking or the transaction under consideration;	The Directors identified in the preceding common directorship table are interested only to the extent of their directorship and/or shareholding in the relevant investee company. The exact direct or indirect shareholding interest, if any, of each Director, sponsor, majority shareholder and their relatives must be disclosed before circulation of the notice.					
In case of any investment in associated company or associated undertaking has already been made, the performance review of such investment including complete information/justification for any impairment or write offs; and	There is no impairment and/or write off against any facility given to any associated company.					

Requirements	Fatima Sugar Mills Limited	Reliance Commodities (Pvt.) Limited	Fatima Transmission Company Limited	Fazal Cloth Mills Limited	Fatima Holding Limited	Farrukh Trading Company Limited
	PKR in million					
Maximum amount of investment	400	200	300	200	200	231
Any important details necessary for the Members to understand the transaction.	Not Applicable					
Category-wise amount of investment;	Short term loan for working capital requirements for a period of one year as detailed in preamble.					
Average borrowing cost of the investing company or in case of absence of borrowing the Karachi Inter Bank Offered Rate for the relevant period;	11.50%					
Rate of interest, markup, profit, fees or commission to be charged;	KIBOR + 2.50% (FSML, FTCL, RCL, FCML, FHL) and KIBOR + 0.75% (FTCL)					
Particulars of collateral security to be obtained against loan to the borrowing company or undertaking, if any;	Not Applicable					
If loans carry conversion feature i.e. it is convertible into securities, this fact along with complete detail including conversion formula, circumstances in which the conversion may take place and the time when the conversion may be exercisable:	Not Applicable					
(a) Conversion formula	Not Applicable					
(b) Circumstances in which conversion may take place	Not Applicable					
(c) Time when conversion may be exercisable;	Not Applicable					
Repayment schedule and terms and conditions of loans or advances to be given to Investee companies.	Each loan will be paid back by each investee company within one month notice or at maturity.					

RELIANCE WEAVING MILLS LIMITED

Ballot Paper for Voting Through Post

Ballot Paper for the Special Businesses at the 36th Annual General Meeting to be held on Wednesday, October 28, 2026 at 3:00 p.m. at 2nd Floor, Trust Plaza, LMQ Road, Multan.

Contact details of Chairman, where ballot paper may be sent:

Business Address: The Chairman, Reliance Weaving Mills Limited, 2nd Floor, Trust Plaza, LMQ Road, Multan.

Email Address: kamran.ahmad@fatima-group.com

Name of shareholder/joint shareholder(s):	
Registered Address:	
Folio / CDC Participant / Investor ID with sub-account No.	
Number of shares held	
CNIC / Passport No. (in case of foreigner) (copy to be attached)	
Additional Information and enclosures (In case of representative of body corporate, corporation and Federal Government)	
Name of Authorized Signatory:	
CNIC / Passport No. (in case of foreigner) of Authorized Signatory – (copy to be attached)	

I/We hereby exercise my/our vote in respect of the following Resolutions through postal ballot by giving my/our assent or dissent by placing tick mark in the appropriate box below:

Nature and Description of Resolutions	I/We assent to the Resolutions (FOR)	I/We dissent to the Resolutions (AGAINST)
Agenda Item 4: **To ratify and approve the transactions carried out by the Company with related parties as disclosed in the financial statements for the year ended June 30, 2026 and to pass the following Special Resolution, with or without modification(s) in terms of Section 208 of the Companies Act, 2017:** **"RESOLVED THAT,** the related party transactions carried out by the Company during the year ended June 30, 2026, in which a majority of the Directors were interested, as disclosed in Note 46 to the financial statements for that year, be and are hereby ratified, approved and confirmed."		
Agenda Item 5: **To authorize the Board of Directors of the Company to approve related party transactions from time to time during the financial year ending June 30, 2027, where the majority of Directors may be interested, and to pass the following Special Resolution, with or without modification(s), in terms of sections 207 and 208 of the Companies Act, 2017:** **"RESOLVED THAT,** the Board of Directors of the Company be and is hereby authorized to approve, from time to time and on a case to case basis, transactions with related parties during the financial year ending June 30, 2027, in accordance with the Company's approved related party transactions policy and applicable law, notwithstanding that a majority of the Directors may be interested in any such transaction. **FURTHER RESOLVED THAT,** transactions approved by the Board within the foregoing authority shall be deemed to have been approved by the shareholders for purposes of sections 207 and 208 of the Companies Act, 2017, and details of all such transactions shall be placed before the shareholders at the next general meeting for ratification wherever required."		

Nature and Description of Resolutions	I/We assent to the Resolutions (FOR)	I/We dissent to the Resolutions (AGAINST)
Agenda Item 6: **To consider and, if deemed fit, to pass the following Special Resolution, with or without modification(s), under section 199 of the Companies Act, 2017 and the Companies (Investment in Associated Companies or Associated Undertakings) Regulations, 2017:** **"RESOLVED THAT,** consent and approval of the shareholders of the Company be and is hereby accorded under section 199 of the Companies Act, 2017 and the Companies (Investment in Associated Companies or Associated Undertakings) Regulations, 2017, for investment, from time to time, by way of working capital loans/advances in the associated companies specified below, up to an aggregate limit of PKR 1,531 million, for a period of one year from the date of this approval, provided that the return on each outstanding amount shall be at KIBOR plus 2.50% per annum except for the amount of PKR 231 million to be obtained from Farrukh Trading Company Limited, which shall carry a markup/return at the rate of KIBOR plus 0.75% per annum and shall in no event be lower than the average borrowing cost of the Company, on the terms disclosed in the statement of material facts and contained in written agreements to be executed with the respective investee companies:		

Sr. #	Name of Associated Company	Amount of Loan
1	Fatima Sugar Mills Limited	PKR 400 Million
2	Reliance Commodities (Pvt.) Limited	PKR 200 Million
3	Fatima Transmission Company Limited	PKR 300 Million
4	Fazal Cloth Mills Limited	PKR 200 Million
5	Fatima Holding Limited	PKR 200 Million
6	Farrukh Trading Company Limited	PKR 231 Million

FURTHER RESOLVED THAT, any Director, the Chief Executive Officer, the Chief Financial Officer or the Company Secretary of the Company be and is hereby authorized, acting singly, to take all necessary steps and actions, execute the requisite agreements and documents, and do all acts, deeds and things necessary, incidental or consequential for implementing the foregoing resolution."

NOTES:

1. Duly filled postal ballot should be sent to the Chairman of Reliance Weaving Mills Limited at above-mentioned postal or email address: kamran.ahmad@fatima-group.com.
2. Copy of CNIC/ Passport (in case of foreigner) should be enclosed with the postal ballot form.
3. Postal ballot forms should reach the Chairman of the meeting within business hours on or before **October 27, 2026.** Any postal ballot received after this date, will not be considered for voting.
4. Signature on postal ballot should match with signature on CNIC/ Passport (in case of foreigner).
5. Incomplete, unsigned, incorrect, defaced, torn, mutilated, over written ballot paper will be rejected.
6. This postal Poll paper is also available for download from the website of Reliance Weaving Mills Limited at https://fatima-group.com/rwml/page.php/forms-rwml. Shareholders may download the ballot paper from website or use the same ballot paper published in newspapers.

Signature of Shareholder(s) / Proxy Holder(s) /Authorized Signatory
(In case of corporate entity, please affix company stamp)

Place: _____
Date: _____

COMPANY PROFILE

Reliance Weaving Mills Limited ("the Company") was incorporated on April 7, 1990, with its registered office at 2nd Floor, Trust Plaza, L.M.Q. Road, Multan. The Company is listed on the Pakistan Stock Exchange Limited (PSX), with its Head Office located at E-110, Khayaban-e-Jinnah, Lahore-Cantt.

The Company is a fully integrated textile manufacturing enterprise, with operations spinning and weaving across its Multan and Rawat facilities. Through continuous investment in modern technology, process automation, product development and sustainable manufacturing practices, the Company remains focused on delivering high-quality yarns and fabrics for domestic and international markets.

Manufacturing Footprint

Multan Unit

Located on Fazalpur Khanewal Road, Multan, the Multan Unit extends over approximately 195 acres and includes 228 bachelor quarters for workers, 27 family quarters for management staff and two residences for Technical Directors.

The facility houses the Company's principal spinning and weaving operations and is equipped with modern, high-speed machinery and supporting infrastructure.

Spinning Division - Unit No. 4

The Spinning Unit No. 4 comprises 42 ring frames with 47,520 spindles, having an annual production capacity of approximately 25,248 tons, based on an average count of Ne 14.

The unit is equipped with advanced TOYOTA RX-240 and RX-300 E-Draft ring spinning technology, capable of operating at speeds of up to 21,000 RPM and producing a broad range of yarn counts. The installed ring frames include models from 2004, 2013 and 2014.

The unit currently manufactures yarn counts ranging from 6/1 CDD to 21/1 CDD and produces a diversified portfolio of value-added yarns, including:

- Carded Yarn
- Linen, Tencel, Modal and Bamboo Fashion Yarns
- Siro Yarn
- Core Yarn
- Dual Core Yarn
- Slub Yarn
- Dual Core + Slub Yarn
- Core + Slub Yarn
- Denim-specialized yarns
- Compact Yarn

To enhance efficiency and product quality, the Company has installed compact spinning systems, Bobbin Transport Systems (BTS), Auto Doffing and Autocone systems, together with a new Blow Room line designed to process fashion and technical fibres. These investments have strengthened automation, reduced manual material handling and enhanced the Company's ability to manufacture specialized and value-added yarns.

Spinning Division - Unit No. 6

The Company has further strengthened its spinning operations through the establishment of Spinning Unit No. 6, comprising 18 ring frames (14+4) with a total of 29,568 spindles and an annual production capacity of approximately 7,450 tons, based on an average fine count of Ne 32.

The unit incorporates state-of-the-art RIETER K48 with E-Draft and TOYOTA RX300E with Compact technology and is capable of operating at speeds of up to 25,000 RPM. The facility is further supported by Muratec Qpro Japanese Link Coners, Marzoli Simplex with Auto Doffer and Bobbin Transport System (BTS).

The installed machinery comprises 2022-model equipment, enabling the production of fine and premium-quality yarns. The unit currently manufactures counts ranging from 20/1 and 21/1 to 30/1 CDD Compact and up to 40/1 Combed Compact, including knitting yarns.

Weaving Division

The Company's weaving operations comprise 486 high-speed air-jet looms, including advanced machinery from Tsudakoma, Japan, and the latest AI-based Picanol, Belgium, technology. The division has an annual grey fabric production capacity of approximately 91 million meters, based on 60 picks.

The weaving division caters to diverse end-use markets, including home textiles, workwear, industrial applications and apparel, and processes a broad range of yarn blends, including:

- Cotton/Polyester
- Cotton/Viscose/Linen
- Polyester/Viscose
- Fancy Yarns
- Stretch Yarns
- Natural and synthetic fibre blends

The facility is supported by modern warping and sizing machinery, batchers, fabric inspection and packing systems, and a fully equipped laboratory with comprehensive yarn and fabric testing capabilities. The division also has LDS systems, air compressors, air-conditioning and chiller systems, as well as modern utility and power-generation infrastructure.

The Company's energy and utility infrastructure includes a biomass boiler with shredder, self-generation gas engine and solar energy installations, supporting operational reliability and the Company's broader focus on energy efficiency and sustainable manufacturing.

The weaving facility is capable of producing a wide variety of constructions and designs, including plain, basket/matt, ribbed, twill, satin, sateen, warp stripe, weft stripe, cellular, BFC, pique, broken twill, missing dent, dobby, crepe, double cloth, gauze/leno, diamond weave, corduroy, cavillary twill, waffle and selvedge-writing jacquard fabrics, among others.

The Company's weaving operations are further complemented by an in-house yarn doubling and rewinding setup, enabling greater flexibility and control over product development and manufacturing.

Rawat Unit

Located at Mukhtarabad, Chak Beli Khan Road, Rawat, Rawalpindi, the Rawat Unit covers approximately 34 acres and provides accommodation facilities for approximately 500 workers, including 90 bachelor rooms.

The unit is equipped with 28 Toyoda Japan (RY-5) spinning frames and four RX-300 frames, with an annual production capacity of approximately 138,000 bags, calculated on a standard count of 20/1 CDD.

The Rawat facility specializes in the manufacture of a diverse range of value-added and fancy yarns, including:

- Mélange Yarns
- Marl Yarns
- Slub Yarns
- Value-Added Yarns
- Injection Nappy Yarns
- Fancy Draw Blend Yarns

The unit is capable of producing a broad spectrum of fancy yarns and grey fabrics, supported by modern high-speed machinery, advanced production facilities and a highly skilled workforce of technical personnel, engineers and production teams.

Technology, Modernization and Operational Excellence

The Company continuously invests in the modernization, automation and technological advancement of its manufacturing facilities. Older equipment is progressively replaced with modern, high-speed and energy-efficient machinery to enhance productivity, improve product consistency, optimize manufacturing costs and respond effectively to changing market requirements.

The Company's investments in automation, compact spinning, advanced winding, auto doffing, bobbin transportation, AI-enabled weaving technology, renewable energy and modern utility systems demonstrate its commitment to operational excellence and technological leadership.

Through its diversified product portfolio, integrated manufacturing capabilities, modern production infrastructure and experienced workforce, Reliance Weaving Mills Limited is well positioned to serve the evolving requirements of the local and international textile markets.

The Company remains committed to continuous improvement, innovation, quality, sustainability and customer-focused manufacturing, with the objective of strengthening its competitive position and contributing to the continued growth and development of Pakistan's textile sector.

DIRECTORS' PROFILE

Mr. Fawad Ahmed Mukhtar

Chairman / Non Executive Director

Mr. Fawad Ahmed Mukhtar is the Chairman of the Company and a distinguished business leader with over three decades of experience in manufacturing, industrial management, strategic planning and business development. Over the course of his career, he has played a pivotal role in the growth and diversification of the Group, contributing to the development of a substantial and diversified business platform with interests across multiple sectors. His leadership is underpinned by a strong focus on long-term value creation, operational excellence and sustainable business growth. He brings extensive experience in overseeing complex industrial operations and providing strategic direction to businesses operating in dynamic and competitive environments. Beyond his corporate responsibilities, Mr. Mukhtar has demonstrated a longstanding commitment to social development and community welfare. He provides leadership to several philanthropic and community initiatives of the Group, including the Fatima Fertilizer Trust and Welfare Hospital, Fatima Fertilizer Education Society and School, and Mukhtar A. Sheikh Welfare Trust. Mr. Mukhtar serves as Chairman of Reliance Commodities (Private) Limited, Fatima Holding Limited, Fatima Sugar Mills Limited and Air One (Private) Limited. He is also the Chief Executive Officer of Fatima Fertilizer Company Limited, Fatimafert Limited, Pakarab Fertilizers Limited, Fatima Trading Company (Private) Limited and Fatima Cement Limited. He further serves as a Director of Fatima Electric Company Limited, Globacore Metals Limited, Fatima Fibres Limited, Reliance Fabrics Limited and Pakarab Energy Limited and is a member of the Board of Directors of the National Management Foundation, the sponsoring body of the Lahore University of Management Sciences (LUMS). With his extensive industry experience, strategic perspective and commitment to responsible leadership, Mr. Mukhtar continues to contribute to the Group's strategic direction, governance and long-term growth.

Mr. Faisal Ahmed

CEO / Executive Director

Mr. Faisal Ahmed is the Chief Executive Officer of the Company. He is also the CEO of Fatima Sugar Mills Limited, Fatima Holding Limited and Farrukh Trading Company Limited and the Chairman of Workers Welfare Board at Pakarab Fertilizers Limited. He also serves on the Board of Fatima Fertilizer Company Limited, Fatimafert Limited, Pakarab Fertilizers Limited, Fatima Electric Company Limited, Pakarab Energy Limited, Fatima Fibres Limited, Reliance Fabrics Limited, Fatima Cement Limited, Fazal Cloth Mills Limited, Reliance Commodities (Private) Limited and Air One (Private) Limited. Mr. Faisal Ahmed serves as the Chairman of Mukhtar A. Sheikh Memorial Welfare Hospital (MASH), Multan, an institution dedicated to providing quality and specialized healthcare services to the community.

Mr. Abbas Mukhtar

Non-Executive Director

Mr. Abbas Mukhtar is the CEO of Fatima Packaging Limited, Fatima AG Solutions Limited, and INNOGROW (Private) Limited, as well as on the board of several companies, including Fatima Fert Limited, Fazal Cloth Mills Limited, Fatima Sugar Mills Limited, Fatima Trading Company (Private) Limited, Globacore Minerals Limited, Grand Exploration & Mining Company (Private) Limited, Osol Tech (Private) Limited, and SmartTech Semiconductors (Private) Limited, which are part of the Fatima Group. The Group has a $2 Billion asset base, 6,300 regular employees, and an annual revenue of approximately $1.6 Billion. Over the last three decades, the Fatima Group has developed to play a significant role in Pakistan's economy. Mr. Abbas Mukhtar joined the family business after earning his bachelor's degree from the University of Pennsylvania (UPenn). As a member of Fatima Group's senior management team, he is actively involved in social welfare activities related to healthcare and education. Abbas is also a big fan of sports in Pakistan. He is continually working to promote sports in Pakistan through various businesses, resulting in a healthier and happier society.

Mr. Muhammad Mukhtar Sheikh

Executive Director

Mr. Muhammad Mukhtar Sheikh serves as a Director on the Boards of Reliance Weaving Mills Limited, Fatima Sugar Mills Limited, Fatima Management Company Limited, Fazal Cloth Mills Limited and Fatima Mining Limited, all part of Fatima Group, one of Pakistan's leading diversified business groups with interests spanning fertilizers, textiles, power, mining and sugar. With an asset base of approximately US$2 billion, a workforce of around 6,300 permanent employees and annual revenues of approximately US$1.6 billion, Fatima Group has established a strong presence across key sectors of Pakistan's economy over the past three decades. Mr. Sheikh holds a degree in Strategic Management and Entrepreneurship from Babson College, Wellesley, Massachusetts. He is actively engaged in the strategic and operational development of the Spinning Division of Reliance Weaving Mills Limited and contributes to the Group's broader strategic initiatives and new business development.

Mr. Muhammad Fazeel Mukhtar

Executive Director

Mr. Fazeel joined the Board of Reliance Weaving Mills Limited in March 2024 as a Non-Executive Director. He holds an Honours Bachelor of Commerce in Management from the University of Ottawa, Canada, with core expertise in corporate planning, business analysis and strategic development. In addition to his corporate responsibilities, Mr. Fazeel is actively engaged in philanthropic initiatives and is the founder of HISA (Helping Injured Sick Animals), an NGO dedicated to the welfare and protection of injured and abused animals in Pakistan. He also serves on the Boards of Fatima Sugar Mills Limited, Farrukh Trading Company Limited and Fatima Mining Limited, and contributes to the development of the Group's Textile and Steel Projects. He is a Certified Director, having successfully completed the Directors' Training Program at the Lahore University of Management Sciences (LUMS).

Mr. Shoaib Ahmad Khan

Independent Director

Mr. Shoaib Ahmad Khan has over 40 years of experience in government and development finance sectors. He served as Member Finance, National Highway Authority. He enjoys cross functional expertise in Financial Management, Public Private Partnership, Budgeting, Accounts, Audit, Commercialization & Revenue Management, besides handling sensitive cases of Arbitration & Dispute Resolution. In the Development Finance side, his exposure remained in Project Appraisal, Monitoring, Restructuring and Treasury Portfolio Management. He did his MBA from the University of Punjab, and MSc in Defense and Strategic Studies/NDC, from National Defense University. He is also Diplomaed Institute of Bankers in Pakistan. He is serving as an independent director in the Board contributing significantly in terms of his exposure and governance experience towards sustainable value creation.

Mr. Imran Bashir

Independent Director

Mr. Imran Bashir is a Chartered Accountant and a Certified Director, having completed the prestigious Directors' Training Program at LUMS. He possesses 25 years of post-qualification diversified experience in assurance, corporate advisory, internal audit and finance. Mr. Imran started his career from Ford Rhodes Robson Morrow (Now EY Ford Rhodes), Lahore. He has served Securities and Exchange Commission of Pakistan for a period of almost four years as Director Enforcement. He has also worked in Riaz Ahmed & Co., KPMG Taseer Hadi & Co., First Capital/Worldcall Group, Dawood Hercules Chemicals Limited, The Bank of Punjab and Shaheen Air International Limited at senior positions. He has extensive experience in financial/accounting matters, corporate laws, Internal Audit and is partner of Rizwan & Company, Chartered Accountants. He is a Fellow Member of the Institute of Chartered Accountants of Pakistan and is currently active member of Small and Medium Practice Committee of the Institute. He specializes in management consultancy and assurance and transactions advisory services including mergers and acquisition. He is also serving as independent director of Pakistan Steel Mills Corporation (Private) Limited and First Punjab Modaraba.



Mrs. Fatima Fazal

Female / Non Executive Director

Mrs. Fatima Fazal serves as a Director of Reliance Weaving Mills Limited, Reliance Fabrics Limited, and Fatima Management Company Limited, all part of the Fatima Group, a leading Pakistani business group with diversified interests in fertilizers, textiles, power generation, and sugar. Beyond her corporate responsibilities, she is actively engaged in initiatives focused on healthcare, education, vocational training, and social development. She is associated with The Hunar Foundation, where she contributes to skills development and vocational education through a Hunar School. She serves on the Board of the Punjab Education Initiative Management Authority (PEIMA) and is a member of the Syndicate of Fatima Jinnah Medical University, Lahore. She has also previously served on the Board of Governors of the Punjab Healthcare Commission (PHC). She is the President of Friends of Mayo Hospital (FOMH) and actively contributes to philanthropic and community development initiatives through organizations including the Mukhtar A. Sheikh Trust, Taarey Zameen Par Trust, and Mukhtar A. Sheikh Hospital. Her extensive involvement across corporate, healthcare, education, and social development initiatives reflects her commitment to promoting institutional development, skills enhancement, healthcare access, and community welfare.

BOARD COMMITTEES

Audit Committee

Mr. Imran Bashir	(Chairman)
Mr. Shoaib Ahmad Khan	(Member)
Mr. Abbas Mukhtar	(Member)

HR & Remuneration Committee

Mr. Shoaib Ahmad Khan	(Chairman)
Mr. Imran Bashir	(Member)
Mr. Muhammad Fazeel Mukhtar	(Member)

Risk Management Committee

Mr. Faisal Ahmed	(Chairman)
Mr. Imran Bashir	(Member)
Mr. Shoaib Ahmad Khan	(Member)

Nomination Committee

Mr. Fawad Ahmed Mukhtar	(Chairman)
Mr. Faisal Ahmed	(Member)
Mr. Muhammad Fazeel Mukhtar	(Member)

MANAGEMENT PROFILE

Mr. Waheed Ahmad

Director Finance & Accounts

With over two decades of experience in finance, accounting, and strategic business planning, Mr. Waheed Ahmad is a highly accomplished Chartered Accountant. He got certifications from LUMS in Leadership and Management Development Program. His expertise spans across corporate finance, risk management, ERP systems, and budget management, with a focus on maximizing operational efficiency and profitability. Throughout his career, Mr. Waheed has been instrumental in securing and managing large-scale finances, including $85 million with major banks. His strategic handling of currency risks through forwards, options, and swaps has resulted in substantial profits for the company, while his negotiation skills have yielded significant savings, annually from treasury discounting. In addition to his financial acumen, Mr. Waheed has demonstrated exceptional leadership in operational management, having led multiple large-scale projects including the expansion of production facilities and the implementation of energy-efficient systems. His work in budgeting and business planning has driven the company's growth, and his five-year expansion plan is projected to double the company's revenue. Mr. Waheed has also worked with prestigious international firms like Boston Consulting Group to explore global market opportunities. Mr. Waheed's key competencies include Corporate Finance & Risk Management, Budgeting & Strategic Business Planning, ERP Oracle Systems Implementation, Banking Relations & Loan Profiling, Currency Risk Management & Financial Negotiations, Tax Management & Cost Optimization, Leadership in Operational and Financial Growth.

Mr. Asad A. Jan

Head of Human Resources

Mr. Asad A. Jan began his journey in 1994 after earning his Master's in Business Administration, and since then, he has been a driving force in shaping the success of the Companies he has been a part of. He embarked on his journey with the Fatima Group in 2010, and over the course of 16 years, he ascended the corporate ladder, assuming various influential roles within the conglomerate's extensive and diverse business portfolio. His tenure included a pivotal role as the Head of HR, overseeing departments encompassing Energy, Fertilizer, Healthcare, Packaging, Sugar, Steel, and Textile. As a strategic leader, Asad played a transformative role in cultivating a growth-centric mindset by seamlessly integrating HR initiatives into the overarching organizational structure. Asad's professional trajectory is marked by a marvelous history of revitalizing and repositioning the individuals in various businesses of the group, a testament to his expertise in instituting and fortifying talent management and leadership development. Beyond his role as a seasoned human resource professional, Asad boasts the distinction of being a Registered Lead Auditor for Quality and Environmental Management Systems, a recognition of his proficiency and commitment to excellence, accredited by IRCA-UK. This additional facet of his expertise underscores his dedication to fostering quality and sustainability within organizations he serves.

Mr. Muhammad Akbar Rana

Head of Internal Audit & Risk Assurance - OB

Mr. Muhammad Akbar Rana is a Fellow Member of the Institute of Cost and Management Accountants of Pakistan (ICMAP), a Certified Director under the Code of Corporate Governance from the Lahore University of Management Sciences (LUMS), and a Certified Lead Auditor for ISO 22301:2019 Business Continuity Management Systems, accredited by IRCA (UK). He has been associated with Fatima Group since 2003 and brings over two decades of diverse professional experience across the Fertilizer, Textile, Sugar, and Packaging industries. His areas of expertise include Internal Audit, Enterprise Risk Management, Business Continuity Planning, Information Systems Assurance, and Corporate Governance and Compliance. Throughout his career, Mr. Rana has led a wide range of strategic assurance and risk management initiatives to strengthen internal controls, enhance governance frameworks, improve business resilience, and align assurance practices with organizational objectives. He has also contributed to fostering a strong risk and control culture across the businesses with which he has been associated. In addition to his professional qualifications, Mr. Rana has completed the Management Development Program and the Programme on Legal Compliance and Secretarial Practices at LUMS. He has also completed Harvard Manage Mentor® certification programmes focused on leadership and management development, further strengthening his capabilities in leading high-performing teams and driving organizational effectiveness. Currently, Mr. Rana serves as Head of Internal Audit & Risk Assurance for the Textile, Sugar and Steel Divisions of Fatima Group, where he leads the assurance function, oversees enterprise risk management initiatives, and works closely with executive leadership to strengthen governance, risk management, internal controls, and compliance across the businesses.

Kamran Ahmad Awan

Company Secretary

Mr. Kamran Awan is a corporate professional with nearly three decades of experience in corporate affairs across the fertilizer, textile, sugar and energy sectors. He has extensive expertise in corporate governance, regulatory compliance and corporate secretarial matters. He holds a Master of Business Administration and a Diploma in Management Information Systems from the University of Management and Technology, Lahore. He also holds a Postgraduate Diploma in Corporate Law and Practice from the University Law College, University of the Punjab, Lahore. He is a Certified Director and has completed the Directors' Training Program at LUMS. He regularly participates in professional development programs relating to communication, corporate affairs, corporate law and regulatory compliance. Before joining the Fatima Group in July 2015, Mr. Awan served with the Dawood Group from 1997 to 2015. He currently serves as Company Secretary of Fatima Sugar Mills Limited and Fatima Energy Limited.

Khawaja Sajid

General Manager Marketing

Khawaja Sajid is the General Manager in Marketing Department. He has over 35 years of diversified marketing experience in different products of textile and carries a successful leadership experience in this portfolio. He has worked with the reputed textile companies of Pakistan. He holds the Master Degree in Business Administration from Baha-u-Din Zakariya University, Multan. Mr. Sajid joined Reliance Weaving Mills Limited in 2004 and remains devoted till today.

Mr. Aqeel Saifi

General Manager Marketing

Mr. Aqeel Saifi holds Master's degree in Business Administration from Imperial College of Business Studies and B.Sc (hons) Degree in Computer Sciences from FAST – NUCES. He has been attached to the textile industry for over 23 years, working with well reputed textiles organizations of Pakistan. He is with Reliance Weaving Mills Limited since August 2015.

Mr. Ikram Azeem

Technical Director (Weaving)

Mr. Ikram Azeem earned his B.Sc. in Textile Engineering, specializing in Weaving, in 1996 from the National Textile University in Faisalabad. He possesses a total of 30 years of experience in the field, having worked with various types of looms, including the PICANOL Air Jet Loom and the Tsudakoma Air Jet Loom. Since joining this organization in 2000, he has contributed significantly to its growth, starting with a production capacity of 96 looms and expanding it to 490 looms under his esteemed leadership. He has successfully executed multiple BMRs across different lots and years, including the replacement of 398 looms with the latest models of air jet looms, as well as overseeing the installation of Sizing, Warping, Compressors, and Boilers (which have been converted to biomass fuel, along with the installation of a shredder for material crushing for boiler use), Chillers, and various other weaving machinery. Furthermore, he has received technical training on the Picanol Air Jet Loom in Belgium, the Tsudakoma Air Jet Loom in Japan, warping machines, and Sizing TTs Machines, along with Staubli training (covering Dobby & Cam Box of loom and knotting machine from France). Additionally, he has undergone further technical training on steam-fired and hot water chillers from China, and has attended courses focused on energy saving and the optimal utilization of machinery for cost efficiency.

Mr. Nasir Iqbal Sahi

General Manager Marketing (Yarn)

Mr. Nasir Iqbal holds master's degree in business administration. He has total experience of 28 years in Textile sector. He has an extensive knowledge of Customers and Suppliers for yarn sale and procurement with varying categories of course, fine, stretch, slub, siro & value-added yarn with different manmade fibers. His professional strength is to develop & manage diversified production covering all Textile Sectors (weaving, knitting, socks, towel, denim) with conventional and Value-Added yarn with Artificial Fibers certified with Oeko-Tex, BCI, US TP, GOTS, OCS, GRS, CMIA & Inditex and TG Portal. He also good customer line in export to distinguished brands. He has been working with Reliance Weaving Mills Limited since 2003, as a valuable resource.

Mr. Salahuddin Khattak

General Manager (Spinning Rawat)

Mr. Salahuddin Khattak holds B.Sc. Textile (Spinning) Degree from National Textile University, Faisalabad. He has total field experience of 20 years of working on different types of Mélange Yarn, Injection Yarn, Lycra Melange Yarns, value added yarn, Slub and Snow Effect Yarns. He is part of this organization since 2010.

Mr. Shah Nawaz

General Manager (Spinning Multan)

A seasoned textile professional with over 20 years of experience in spinning operations, currently serving as General Manager – Spinning (R-4) at Reliance Weaving Mills, overseeing overall mill performance, production, and quality. Expertise spans a wide range of yarn counts (6s–120s) and diverse fibers including cotton, polyester, viscose, modal, bamboo, and technical fibers such as Tencel and Dyneema. Proven track record in driving operational excellence through process optimization, cost control, energy management, and ERP (Oracle EBS) implementation. Strong leadership experience in managing large-scale spinning units, ensuring quality consistency, and delivering results in challenging manufacturing environments.

Mr. Anjum Jamil Sheikh

Head of Treasury

Mr. Anjum Jamil has been associated with Fatima Group since June 1999 and held varied managerial roles over the last 27 years in Textile/Sugar Division. Besides his professional skill sets working in multiple positions, his other initiatives make him as an effective team player, proactive and contributes by out of box thinking. He is an asset for the organization and always worked progressively in achieving company goals. He is CA-Intermediate by profession and had completed his 4 years professional training from Deloitte Pakistan within timeframe of 1993-1997. He had started his career in December 1997 as Manager Audit from Yousuf Adil Saleem & Co. Chartered Accountants.

Mr. Khurram Ali

Head of Supply Chain

Mr. Khurram Ali is a seasoned Supply Chain expert with more than 16 years of experience in Finance, Procurement, and Supply Chain Management within the Textile, Power, Sugar, and Steel industries. He possesses significant knowledge in strategic sourcing, project and CAPEX procurement, imports and exports, logistics, commercial operations, contract management, and supplier development. Mr. Ali has occupied senior supply chain roles in prominent industrial organizations, overseeing extensive manufacturing operations and major BMR, expansion, and infrastructure initiatives. At Reliance, he manages comprehensive Supply Chain operations that support the Textile, Sugar, and Steel sectors, emphasizing cost optimization, operational efficiency, and sustainable business growth.

CHAIRMAN'S REVIEW

I am pleased to present the Chairman's Review for the year ended June 30, 2026. This review covers the Company's performance, the overall performance of the Board of Directors and the effectiveness of the Board in achieving the Company's objectives, as required under Section 192 of the Companies Act, 2017. During the year, the Board's focus moved beyond managing short-term pressures to repositioning the Company for a structurally more demanding textile landscape.

The past year brought some macroeconomic relief, with inflation easing and a significant reduction in the policy rate. For the textile sector, however, these gains were largely offset by structural pressures, including high industrial energy tariffs, the gas levy for captive power, exporters' transition to the normal tax regime, a weak cotton crop, subdued global demand, and, towards the end of the year, the imposition of new United States tariffs. The Board viewed these not as temporary headwinds but as signals that the Company's cost base, market mix and capital structure required continuous strengthening. The Board, therefore, remained closely involved in critical decisions while ensuring that management stayed focused on operational efficiency and financial prudence.

Despite these challenges, the Board's proactive measures enabled the Company to preserve its market share and protect its business model. The Board has prioritized margin protection and cash generation over volume growth. The solar energy systems installed across major facilities have reduced reliance on conventional energy sources, lowered operating costs, and advanced our sustainability commitments, which are increasingly expected by our international customers.

Going forward, the Board has agreed clear strategic priorities with management, and progress against them is reviewed at every Board meeting: cost leadership through further renewable energy and efficiency gains; value addition, brand development and diversification into untapped domestic and international markets to reduce concentration risk; a stronger balance sheet, using the lower interest rate environment to reduce leverage and financing costs while applying disciplined return thresholds to capital expenditure; readiness for the traceability and sustainability requirements of international buyers, which is now a condition of market access; and continued investment in people and digital capability.

The Board, comprising seasoned professionals from diverse backgrounds, remains firmly committed to the highest standards of corporate governance and complies with the Listed Companies (Code of Corporate Governance) Regulations, 2019. Its deliberations during the year focused on strategy, capital allocation and risk. The Board Audit Committee oversaw the Company's principal risks including energy, exchange rate, interest rate and regulatory exposures and the adequacy of internal controls. The annual evaluation of the Board, its committees and individual directors confirmed that the Board's overall performance was satisfactory and that it had played an effective role in guiding the Company towards its objectives.

FY 2027 is expected to remain demanding. Lower interest rates should offer some support, but energy costs, the tax burden on the documented sector, and uncertainty in global trade will continue to test the sector's competitiveness. The Board will ensure that management remains focused on the priorities outlined above, and we will continue to engage with policymakers, through industry forums, to advocate for competitive energy tariffs and a predictable fiscal regime for exporters.

I extend my sincere appreciation to my fellow Board members for their counsel, and to our shareholders, valued customers, bankers and suppliers for their continued trust. I also acknowledge the management team and employees, whose resilience, professionalism and dedication have enabled the Company to sustain performance in a difficult year.

As we move into FY 2027, I am confident that, with a clear strategy, disciplined execution and sound governance, the Company is well placed to turn today's challenges into lasting competitive advantage and sustainable value for all stakeholders.

Fawad Ahmed Mukhtar

Chairman

مالی سال 27-2026 بھی چیلنجنگ سے بھرپور رہنے کی توقع ہے۔ شرحِ سود میں کمی سے کچھ معاونت کا امکان ہے، تاہم توانائی کی لاگت، مخصوص شعبوں پر ٹیکسوں کا بوجھ اور عالمی تجارت میں غیر یقینی صورتحال بدستور شعبے کی مسابقتی صلاحیت کے لیے آزمائش کا باعث بنیں گے۔ بورڈ اس امر کو یقینی بنائے گا کہ انتظامیہ مذکورہ بالا ترجیحات پر اپنی توجہ مرکوز رکھے۔ ہم صنعتی فورمز کے ذریعے پالیسی سازوں کے ساتھ مسلسل رابطہ بھی جاری رکھیں گے تاکہ مسابقتی توانائی نرخوں اور برآمد کنندگان کے لیے ایک قابلِ پیش گوئی مالیاتی نظام کے حق میں موءثر طور پر آواز اٹھائی جا سکے۔

میں اپنے ساتھی بورڈ اراکین کی قیمتی رہنمائی اور مشاورت کے لیے تہہ دل سے ان کا شکریہ ادا کرتا ہوں۔ میں اپنے شیئر ہولڈرز، معزز صارفین، بینکرز اور سپلائرز کا بھی مسلسل اعتماد اور تعاون پر دلی طور پر ممنون ہوں۔ اس موقع پر میں انتظامی ٹیم اور ملازمین کی خدمات کو بھی سراہتا ہوں، جن کی ثابت قدمی، پیشہ ورانہ صلاحیت اور بھرپور عزم نے مشکل سال کے دوران کمپنی کی کارکردگی کو برقرار رکھنے میں اہم کردار ادا کیا۔

مالی سال 27-2026 میں داخل ہوتے ہوئے، مجھے یقین ہے کہ واضح حکمتِ عملی، منظم اور مؤثر عمل درآمد اور مضبوط کارپوریٹ گورننس کے ذریعے کمپنی آج کے چیلنجز کو دیرپا مسابقتی برتری اور تمام اسٹیک ہولڈرز کے لیے پائیدار قدر میں تبدیل کرنے کے لیے مضبوط پوزیشن میں ہے۔

فواد احمد مختار

چیئرمین

چیئرمین کا جائزہ

مجھے 30 جون 2026 کو ختم ہونے والے سال کے لیے چیئرمین کا جائزہ پیش کرتے ہوئے خوشی محسوس ہو رہی ہے۔ یہ جائز کمپنیز ایکٹ، 2017 کی دفعہ 192 کے تحت درکار کمپنی کی کارکردگی، بورڈ آف ڈائریکٹرز کی مجموعی کارکردگی اور کمپنی کے مقرر کردہ اہداف کے حصول میں بورڈ کے موءثر ہونے کا احاطہ کرتا ہے۔ سال کے دوران بورڈ کی توجہ قلیل المدتی دباؤ سے نمٹنے سے آگے کمپنی کی ٹیکسٹائل کے زیادہ ڈیمانڈنگ منظرنامے کیلئے ازسرنو درجہ بندی پر مرکوز رہی۔

گزشتہ سال مجموعی معاشی صورتحال میں کچھ بہتری کی نوید لے کر آیا، جس کے دوران مہنگائی اور پالیسی ریٹ میں نمایاں کمی مشاہدے میں آئی۔ تاہم، ٹیکسٹائل کے شعبہ کے لیے یہ مثبت پیش رفت ساختی نوعیت کے دباؤ بشمول صنعتی توانائی کے بلند نرخ، Captive پاور کیلئے گیس لیوی، برآمد کنندگان کی نارمل ٹیکس رجیم میں ٹرانزیشن، کپاس کی کم پیداوار، عالمی طلب میں کمی اور سال کے اختتام پر امریکہ کی جانب سے نئے ٹیرف کے نفاذ سے بڑی حد تک زائل ہوگئی۔ بورڈ نے ان عوامل کو محض عارضی مشکلات کے طور پر نہیں دیکھا بلکہ انہیں اسے ایک اشارہ سمجھا کہ کمپنی کی لاگتی بنیاد، مارکیٹ مکس اور کیپٹل سٹرکچر کو مسلسل مضبوط بنانے کی ضرورت ہے۔ چنانچہ بورڈ اہم اور کلیدی فیصلوں میں قریبی طور پر شامل رہا، جبکہ یہ بھی یقینی بنایا گیا کہ انتظامیہ آپریشنل مؤثریت اور مالیاتی دوراندیشی پر اپنی توجہ برقرار رکھے۔

ان چیلنجز کے باوجود بورڈ کے فعال اور بروقت اقدامات نے کمپنی کو اپنا مارکیٹ شیئر برقرار رکھنے اور اپنے کاروباری ماڈل کے تحفظ میں کامیابی دلائی۔ بورڈ نے حجم میں اضافہ کے بجائے، منافع کے مارجن کے تحفظ اور کیش جنریشن کو ترجیح دی ہے۔ بڑے پیداواری مراکز میں نصب کیے گئے شمسی توانائی کے نظام نے روایتی توانائی کے ذرائع پر انحصار کم کرنے، آپریٹنگ لاگت میں کمی اور ہماری پائیداری سے متعلق عزم کو آگے بڑھانے میں اہم کردار ادا کیا ہے، اور ہمارے بین الاقوامی صارفین کی جانب سے اسی کی توقع کی جارہی تھی۔

مستقبل کے پیش نظر، بورڈ نے انتظامیہ کے ساتھ مل کر واضح اسٹریٹجک ترجیحات طے کی ہیں، جن کی پیش رفت کا ہر بورڈ اجلاس میں جائزہ لیا جاتا ہے۔ ان ترجیحات میں مزید قابلِ تجدید توانائی کے حصول اور آپریشنل مؤثریت میں اضافے کے ذریعے لاگت میں مسابقتی برتری کا حصول؛ ویلیو ایڈیشن، برانڈ ڈویلپمنٹ اور مقامی و بین الاقوامی سطح پر ایسی مارکیٹس جہاں سے مکمل طور پر استفادہ نہیں کیا گیا، میں کاروباری تنوع پیدا کرنا شامل ہے تاکہ کاروباری ارتکاز سے متعلق خطرات میں کمی لائی جاسکے؛ کم شرحِ سود سے فائدہ اٹھاتے ہوئے Leverage اور مالیاتی اخراجات میں کمی کیلئے ایک مضبوط بیلنس شیٹ کی تشکیل، جبکہ اس دوران کیپٹل اخراجات کے لیے سرمائے پر متوقع منافع کے حوالے سے محتاط اور واضح معیارات کا اطلاق جاری رکھا جائے گا؛ بین الاقوامی خریداروں کے قابل سراغ اور پائیداری سے متعلق تقاضوں کے لیے تیاری، جو اب مارکیٹ تک رسائی کی ایک بنیادی شرط بنتی جارہی ہے؛ اور افرادی قوت اور ڈیجیٹل صلاحیتوں میں مسلسل سرمایہ کاری شامل ہیں۔

مختلف شعبہ ہائے زندگی اور پیشہ ورانہ پس منظر رکھنے والے تجربہ کار ماہرین پر مشتمل بورڈ کارپوریٹ گورننس کے اعلیٰ ترین معیارات کے لیے بدستور پُرعزم ہے اور لسٹڈ کمپنیز (کوڈ آف کارپوریٹ گورننس) ریگولیشن 2019 کی مکمل تعمیل کرتا ہے۔ سال کے دوران اس کی توجہ کا مرکز حکمت عملی، کیپٹل کی تفویض اور خطرات رہے۔ بورڈ آڈٹ کمیٹی نے کمپنی کو درپیش اہم خطرات بشمول توانائی، شرحِ تبادلہ، شرحِ سود اور ریگولیٹری تقاضوں سے متعلق خطرات اور اندرونی کنٹرولز کے موءثر ہونے کی نگرانی کی۔ بورڈ، اس کی کمیٹیوں اور انفرادی ڈائریکٹرز کی سالانہ کارکردگی کے جائزے سے اس امر کی تصدیق ہوئی کہ بورڈ کی مجموعی کارکردگی اطمینان بخش رہی اور اس نے کمپنی کو اپنے مقاصد کی جانب رہنمائی فراہم کرنے میں موءثر کردار ادا کیا۔

MARKET PRICE DATA

The following table show month end wise share price of the company that prevailed during the financial year 2025-26 and 2024-25 in PSX:

	2025-26			2024-25		
Month	High	Low	Close	High	Low	Close
July	156.20	122.00	131.00	88.70	68.00	76.99
August	138.00	105.01	117.99	83.88	67.55	70.79
September	120.00	105.02	119.22	77.86	62.10	69.00
October	164.00	96.02	163.82	113.98	62.10	86.95
November	203.00	161.03	184.34	126.50	77.00	124.22
December	185.00	136.02	139.47	153.95	111.90	143.70
January	244.05	130.02	236.97	150.00	130.00	147.75
February	237.00	156.60	198.74	149.00	131.00	148.80
March	217.96	161.80	187.05	149.00	135.10	149.00
April	198.00	143.02	174.03	149.00	131.10	139.70
May	189.98	153.30	163.05	139.25	98.10	113.05
June	191.00	160.10	164.62	151.25	110.00	132.04

SHARE PRICE ANALYSIS

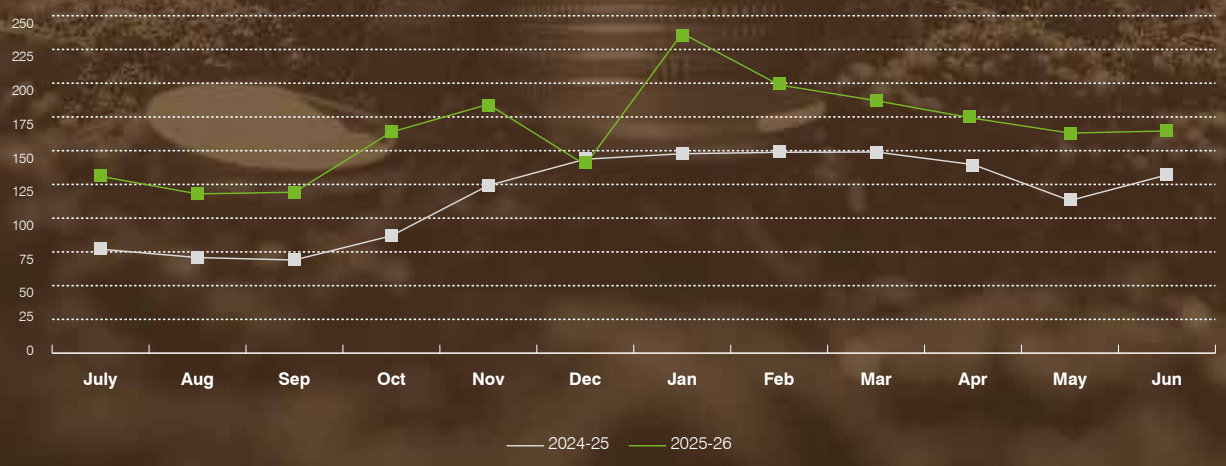

DIRECTORS' REPORT TO THE SHAREHOLDERS

On behalf of the Board of Directors, we are pleased to present the Annual Report of Reliance Weaving Mills Limited along with the annual audited financial statements for the year ended June 30, 2026.

Financial Results

The financial year began amid heightened global uncertainty, marked by the escalation of the Iran–Israel–U.S. conflict, which triggered sharp volatility in international oil prices and disrupted energy and shipping routes. Coupled with the ongoing Russia–Ukraine war, evolving U.S. tariff policies, and tightening global trade dynamics, these tensions pushed up fuel, logistics, and financing costs worldwide, straining supply chains and dampening business confidence. Domestically, Pakistan's economy showed relative resilience, supported by improved GDP growth, easing interest rates, and a sovereign rating upgrade, yet rising oil prices and renewed inflationary pressures continued to weigh on input costs and overall competitiveness. Amid this mixed environment, the Company remained focused on managing costs and supply chain risks to sustain performance.

Despite economic challenges, the Company delivered a strong financial performance during the year. Profit before taxation increased significantly to PKR 1,634.33 million from PKR 685.71 million in the previous year, while post-tax net profit rose to PKR 812.63 million compared to PKR 256.99 million last year. This turnaround was achieved despite maintaining nearly consistent sales volumes, reflecting effective financial and operational management. The Company continued to face inflationary pressures, which elevated raw material costs and conversion expenses, particularly utility prices. However, a notable reduction of 5.43% in finance cost and 11% in energy cost, provided meaningful relief to profitability.

Additionally, financial stability improved as the current ratio strengthened to 0.97 from 0.94 in the prior year, while the interest coverage ratio increased to 1.60 from 1.24, reflecting enhanced capacity to meet financial obligations

Description	2026	2025
	Rupees in Million	
Sales	41,612	40,220
Cost of Sales	36,136	35,517
Gross Profit	5,476	4,703
Finance Cost	2,738	2,895
Profit after Tax	813	257

Material Changes in Financial Statements

Following are the material changes, which are disclosed in order to ensure transparency and consistency in the financial reporting:

Particulars	Unit	June 30, 2026	June 30, 2025
Gross Profit	%	13.16	11.69
Return on Sales	%	1.95	0.64
Earnings Per Share	Rs.	26.37	8.34
Market Value of a Share	Rs.	164.62	132.04
Balance Sheet Footing	Rs. in Million	40,440	39,270

Earnings Per Share

Your Company's post-tax profit of 813 million translates into EPS of Rs. 26.37 as against Rs. 8.34 last year.

Market Capitalization

At the close of the year, the market capitalization of the Company stood at Rs. 5,072 million as against Rs. 4,068 million last year.

Subsequent Events

No material changes or commitments affecting the financial position of the Company have taken place between the end of the financial year and the date of this report, except as disclosed in this report, if any.

Outstanding Taxes and Duties

Details of outstanding taxes and duties are given in the financial statements.

Contribution to National Exchequer

Your Company contributes substantially to economy in terms of taxes and duties which is increasing as the Company is growing.

Details on Internal Financial Controls

The Board holds ultimate responsibility for maintaining a robust framework of internal controls over financial reporting. The independent internal audit department reports functionally to the Board Audit Committee and administratively to the CEO. Each year, the Committee approves a risk-based audit plan covering key operating areas, with findings and recommendations shared quarterly with the Board Audit Committee, CEO, and relevant divisional management for timely remediation. The internal audit function continues to evolve in line with emerging risks, business developments, and regulatory changes to remain aligned with the Company's objectives.

The Company's internal controls are designed to provide reasonable assurance on the reliability of financial reporting and compliance with International Financial Reporting Standards (IFRS). Operating on the Oracle EBS R-12 ERP system, the Company maintains electronic accounting records with periodic backups, seamless transaction integration, and automated updates of master data. Supported by clear organizational structures, defined authority limits, and well-established policies, the Company continues to maintain an effective and reliable internal control environment.

Economic Indicator

During FY2025–26, Pakistan's economy showed improved stability compared to previous years, supported by higher foreign exchange reserves (over USD 17 billion), a relatively steady exchange rate, and continued progress under the IMF program. However, renewed inflationary pressure emerged during the year, driven mainly by regional geopolitical tensions and rising global oil prices, pushing inflation back into double digits after touching a historic low of around 3% in mid-2025. In response, the State Bank of Pakistan kept the policy rate at an elevated level of around 11–11.5%, after having earlier reduced it sharply from 22% to support economic recovery. GDP growth improved to around 3.7%, the highest in four years, while exports showed gradual recovery, though import costs remained under pressure from higher global fuel prices. Despite these positive signs, the overall economic outlook remains cautious, with external shocks continuing to pose risks to sustained stability

Future Outlook and the Main Trends and Factors Likely to Affect the Future Development, Performance and Position of the Company's Business

In line with the above, Pakistan's textile sector continued to navigate a challenging operating environment during the year, shaped by subdued global demand, a high cost of doing business, declining cotton yields, expensive raw material imports, currency volatility, elevated taxation, and persistently high energy tariffs. These structural challenges have continued to erode the sector's competitiveness relative to regional and global peers, resulting in the closure of several small and medium-sized units. Larger, vertically integrated producers, however, have demonstrated greater resilience, benefiting from economies of scale, diversified operations, and improved cost management.

Towards the latter part of the year, the sector began showing early signs of recovery, supported by a gradual pickup in export demand, softer energy costs, and improving margins. Despite this, structural issues — particularly the absence of a comprehensive and consistent textile policy — continue to constrain the industry's full potential.

The Company's management remains cautiously optimistic about achieving sustainable profitability going forward, with a continued focus on cost transformation, operational efficiency, and productivity enhancement. Management also continues to advocate for supportive and consistent government policies to strengthen the long-term competitiveness of the sector.

Looking ahead, the Company plans to diversify its business by venturing into the Home Textile segment, with the installation of 250 sewing machines. This strategic expansion is aimed at broadening the Company's product portfolio, tapping into value-added export opportunities, and strengthening long-term revenue streams beyond its core operations."

Business Continuity Planning and Safety Procedures for Data Protection

The Company has a solid disaster recovery plan in place, with backup facilities at different locations to protect operations during emergencies. This system is regularly tested to make sure it works effectively when needed. The Company has also prepared clear Standard Operating Procedures and checklists to identify high-risk areas that could affect production or operations. Given the current economic uncertainty, regional tensions, and rising fuel and energy costs, the Company has developed action plans to manage key business risks. These steps reflect the Board's commitment to building a strong risk management culture across the organization.

Modernization & Expansion

The Company is committed to modernize and expand its production line according to rapidly evolving technology to produce international quality products. The Company has installed 8,064 spindles and upgradation of 19 looms to diversify its product and increase production efficiency.

22.420 MW Renewable Energy Project

The Company has installed a 22.420 Mega Watt (MW) power generation facility, capable of producing nearly 31 million units annually, significantly reducing reliance on conventional energy sources. This has enabled substantial cost savings, reinforcing our strategic focus on sustainability, cost optimization, and long-term energy security. Through the adoption of advanced technologies and sustainable energy practices, this initiative strengthens our environmental performance while contributing to greater financial resilience.

Building on this progress, the Company plans to further expand its renewable energy capacity by adding a 100 MW Battery Energy Storage System (BESS) in the coming year, a step aimed at enhancing energy reliability, optimizing power costs, and supporting our long-term sustainability goals.

Pattern of Shareholding

The Pattern of Shareholding as required under the Code of Corporate Governance is attached with this Report.

Brief Roles and Responsibilities of the Chairman and the CEO

In compliance with the applicable legal and regulatory requirements, the positions of Chairman of the Board of Directors and Chief Executive Officer are held by separate individuals with clearly defined roles, duties and responsibilities, as follows:

- The Chairman manages the Board and guide with a primary role to ensure that the Board is effective in its tasks of setting and implementing the Company's direction and strategy.
- All the meetings of the Board of Directors are presided by the Chairman who has the power to set the agenda and signing of minutes and is also entrusted with the leadership of the Board proceedings.
- The CEO carries the responsibility for overall success of the Company by making top level managerial decisions.

Meetings of the Board of Directors

Four meetings of the Board of Directors were held during the year. Attendance was as follows:

Sr. #	Name of Participants	Designation	Attendance
1	Mr. Fawad Ahmed Mukhtar	Chairman	3/4
2	Mr. Faisal Ahmed	CEO	4/4
3	Mrs. Fatima Fazal	Female Director	2/4
4	Mr. Muhammad Mukhtar Sheikh	Director	4/4
5	Mr. Muhammad Fazeel Mukhtar	Director	4/4
6	Mr. Abbas Mukhtar	Director	3/4
7	Mr. Imran Bashir	Independent Director	4/4
8	Mr. Shoaib Ahmad Khan	Independent Director	4/4

During the year under review, a change was effected in the composition of the Board of Directors, pursuant to which Mr. Muhammad Fazeel Mukhtar and Mr. Muhammad Mukhtar Sheikh were reclassified as Executive Directors of the Company.

The Directors who were unable to attend the meetings for any reason duly communicated their inability to the Company Secretary in advance and leave of absence was granted accordingly.

Committees of the Board

The Board Committees and their Members are disclosed on Page 26 of the Annual Report.

Directors' Training Program

Out of the eight Directors, four Directors have successfully completed the Directors' Training Program (DTP), while two Directors qualify for exemption from the said requirement.

The Company intends to arrange the DTP for the remaining Director(s) in due course, in accordance with the applicable regulatory requirements.

Directors' Remuneration

The Company do not pay remuneration to directors except the use of fully maintained cars.

The Independent Directors are paid the meeting fee along with boarding and lodging for attending the Board and its Committees' meetings.

Details of remuneration paid to the Executive and Non-executive Directors during the year is given in Note 44 of the financial statements.

Disclosure Relating to Remuneration of Key Managerial Personnel and Particulars of Employees

The CEO does not receive any remuneration from the Company. The information required under Companies Act, 2017 in respect of executive employees of the Company is annexed at Note 44 of the Report.

Annual Evaluation of Board Performance

An annual evaluation of the performance and effectiveness of the Board of Directors is conducted through a structured self-assessment questionnaire. The evaluation enables the Board to assess its overall performance against the objectives and expectations set by the Company and to identify areas for further improvement. It also provides an opportunity to review the balance of skills, experience, diversity, and perspectives represented on the Board. The size and composition of the Board are considered appropriate to effectively discharge its governance responsibilities and ensure the efficient conduct of Board proceedings.

Corporate and Financial Reporting Framework

The Board is fully aware of its responsibilities under the corporate and financial reporting framework outlined in the SECPs Code of Corporate Governance (CCG). The following statements exemplify its dedication to adhering to the highest standards of CCG best practices.

- The financial statements prepared by the management of the Company, present fairly its state of affairs, the results of its operations, cash flows and changes in equity.
- Proper books of accounts of the Company have been maintained.
- Appropriate accounting policies have been consistently applied in preparation of the financial statements and accounting estimates are based on reasonable and prudent judgment.
- International Financial Reporting Standards, as applicable in Pakistan, have been followed in preparation of the financial statements and any departures therefrom have been adequately disclosed.
- A sound internal control system has been effectively implemented and monitored.
- There are no significant doubts upon the Company's ability to continue as a going concern.
- There has been no material departure from the best practice of Corporate Governance.

Code of Conduct

As per the Corporate Governance guidelines, the Company has prepared a Code of Conduct and communicated throughout the Company apart from placing it on its website.

Statement of Ethics & Business Practices

The statement of business ethics and core values provides the framework on which the Company conducts its business. The Board and the employees are the custodians of the excellent reputation for conducting our business according to the highest principles of business ethics.

The following principles constitute the business ethics and core values of the Company to promote the employer branding:

- Demonstrate honesty, integrity, fairness and ethical behavior when interacting within or outside the organization;
- Compliance with all Laws & Regulations as a good corporate citizen;
- Commitment to run the business in an environment that is sound and sustainable;
- Belief in the principles of reliability, credibility and transparency in business transactions;
- To be an equal opportunity employer;
- Safeguard shareholders interest;
- Ensuring Health, Safety & Environment to protect our people, neighbors, customers & visitors;
- Encourage to face the business challenges;
- Investment in human capital;
- Proper financial disclosures of any conflict of interest transactions, if any;
- Accountability and responsibility;
- Good and effective public relations;
- Promotion of culture of excellence by exceeding the expectations of all stakeholders;
- Customer satisfaction for continuous growth;
- Encourage employees to be creative & innovative;
- Respect for all stakeholders; and
- Reliable & dependable supplier, enhancement of profitability to benefit shareholders, employees and the Government.

Corporate Social Responsibility

CSR is an integral part of the Company's sustainable business approach. The Company continues to support initiatives that promote inclusive development, empowerment, economic and rural development, and the overall well-being of society. The Company remains committed to responsible corporate citizenship and sustainable value creation. During the year, it continued to support community welfare, healthcare, education, social inclusion, environmental responsibility, workplace health and safety, and compliance with applicable laws and regulations.

During the year, the Company continued its support for the Mukhtar A. Sheikh Trust by providing quality healthcare to underserved communities in Multan through community health centres and free medical camps, including medical consultations, health check-ups and essential medicines. The Company also supported vocational education and skills development for women and girls to promote sustainable livelihoods and economic participation.

Health Safety & Environment

The Company is well aware of its responsibility to the environment being a responsible environment protecting corporate citizen. During the year, HSE performance of all the segments remained excellent. Strong commitment of Plant team has enabled it to achieve all HSE standards. Comprehensive monitoring and self-auditing regimes remained in focus backed by internal and external audits. Management Safety Audits, Emergency Response, Plant Reliability Enhancement Program, Occupational Health & Industrial Hygiene and Customized Housekeeping audits are few to be named.

Diversity, Equity & Inclusion Vision Statement

We are committed to creating a workplace and contributing to communities where **Diversity Thrives, Equity Prevails**, and **Inclusion Unites.** We value experiences, generations, and strive to foster a culture built on respect, fairness, dignity and equal opportunity.

Our policies and people practices promote inclusion, women's empowerment, employee well-being and a safe workplace free from discrimination and harassment. Through cultural, gender and religious observances, health awareness initiatives, and continued reinforcement of our organizational values and behaviors, we aim to strengthen belonging, empathy and a shared sense of purpose across the organization.

Gender Pay Gap Statement Under SECP'S Circular 10 of 2024

Following is the gender pay gap for the year ended June 30, 2026:

- Mean Gender Pay Gap: (41%)
- Median Gender Pay Gap: (52%)

The Company provides an equal opportunity and compensation of male and female members are fixed as per their respective roles, based on experience, qualification and performance.

Sustainability Reporting

We recognize our responsibility to minimize environmental impact, promote social equity and drive economic value through sustainable practices across our textile operations.

A key pillar of our environmental strategy is the integration of renewable energy, particularly solar power projects within our manufacturing facilities. By harnessing clean, abundant solar energy, we significantly reduce our carbon footprint and dependence on fossil fuels. This transition not only supports global efforts to combat climate change but also contributes to long-term operational cost savings and energy security. The Company recognizes the importance of ESG and is committed to adhering to SECP's regulatory guidelines on ESG disclosure. We strongly believe that ESG factors have significant impact on investor confidence, financial stability and overall business viability. We are integrating sustainability considerations into our operations which will help to mitigate risks, enhance reputation and offer sustainable products and services. This approach ultimately creates long-term value for all stakeholders. We envision a future where sustainability is an integral part of every business decision, and where transparent reporting drives accountability, continuous improvement, and long term value for all stakeholders, the Company is in a process of developing policies as suggested by SECP in its recent guidelines.

The Company is also developing and strengthening its sustainability-related policies, governance arrangements and reporting processes. As this is the Company's first year of sustainability-related financial reporting, it is establishing the necessary framework for such disclosures in accordance with the applicable SECP requirements. Accordingly, the Company intends to publish its first Sustainability Report for the year ended June 30, 2026, together with its half-yearly interim financial statements for the period ended December 31, 2026, within the applicable first-year reporting timeline. The Sustainability Report will cover the Company's sustainability-related risks and opportunities, governance arrangements, climate-related matters, key sustainability initiatives and progress, in accordance with the applicable requirements of the IFRS Sustainability Disclosure Standards as adopted by the SECP.

Risk Management & Internal Controls

The Company maintains a framework for identifying, assessing, and managing risks across its key functions. Risks are evaluated according to their likelihood and potential impact, with management responsible for implementing and monitoring appropriate mitigation measures. The Board, through the Audit Committee, oversees this framework and periodically reviews significant risks, management's responses, and the adequacy of internal controls.

The Company's internal control system is designed to provide reasonable assurance regarding the safeguarding of assets, accuracy and completeness of transactions and accounting records, reliability of financial reporting, and compliance with applicable laws and regulations. Internal Audit supports the Audit Committee through independent reviews of governance, risk management, and control processes, reporting identified weaknesses and following up on corrective actions. These ongoing reviews support the improvement of controls in response to changing operational needs and emerging risks.

Information Technology Division

The Information Technology Division (ITD) continues to serve as a strategic catalyst for enterprise transformation, enabling operational resilience, business agility and sustainable value creation.

During the year, ITD further advanced the Oracle E-Business Suite and enterprise technology ecosystem, strengthening process integration, automation, data governance and management visibility across the organization. The expansion of digital workflows and strategic integrations with FBR and banking platforms enhanced regulatory compliance, transaction efficiency, transparency and operational control. The enhanced Enterprise Asset Management capability strengthened asset governance, maintenance planning and resource optimization, supporting greater operational effectiveness.

ITD also accelerated the Company's AI transformation agenda, advancing the adoption of Artificial Intelligence, intelligent automation and analytics to enhance productivity, decision intelligence and employee enablement. In parallel, cybersecurity, data protection, technology governance and digital resilience remained core priorities, reinforcing the security, continuity and integrity of critical business operations. Through disciplined technology modernization and continuous process transformation, ITD is increasingly converting technology investments into measurable business outcomes, productivity gains and enterprise-wide efficiencies.

Looking ahead, ITD will continue to position technology, data and AI as strategic drivers of growth, building a secure, intelligent and future-ready enterprise capable of sustaining long-term competitive advantage.

Corporate Communications

Effective communication is integral to the Company's commitment to transparency, trust and meaningful stakeholder engagement. The corporate communication function serves as an important bridge between the Company and its stakeholders ensuring the timely, accurate and consistent dissemination of relevant information to the shareholders, investors, employees, regulators and the wider public.

The Company recognizes that timely and effective responses to shareholders' queries are an essential component of sound corporate governance and stakeholder engagement. Accordingly, the Company remains committed to maintaining open, transparent and responsive communication channels with its stakeholders.

The Company recognizes the importance of its corporate website as a key platform for stakeholder engagement and the timely dissemination of corporate information. The website provides stakeholders with convenient access to relevant corporate disclosures and information, including the Company's annual and quarterly reports, which are made available in accordance with applicable legal and regulatory requirements.

Investor Grievance Policy

The Company's Shares Registrar plays an important role in facilitating effective communication with shareholders and investors. The Shares Registrar is responsible for addressing shareholders' and investors' grievances and responding to their queries and concerns in a timely and efficient manner. It also facilitates shareholders in relation to the matters concerning shareholding records, transfers, transmission, dividend payments and other related investor services.

The Company remains committed to ensuring that shareholders' concerns are handled appropriately and resolved in accordance with the applicable laws, regulations and established procedures. The Company also maintains appropriate channels of communication to facilitate prompt resolution of investor-related matters and to promote transparency, accessibility and confidence among its shareholders.

Auditors

The present external auditors of the Company, M/s ShineWing Hameed Chaudhri & Co., Chartered Accountants shall stand retired at the conclusion of the Annual General Meeting scheduled to be held on October 28, 2026. The Board of Directors has recommended the appointment of M/s KPMG Taseer Hadi & Co., Chartered Accountants, as the external auditors of the Company for the financial year ending June 30, 2027, in place of the retiring auditors, subject to the approval of the members at the forthcoming Annual General Meeting.

Trade in Company's Shares

Trading in the shares of the Company, if any, carried out by the Directors, Executives and their spouses and minor children during the financial year ended June 30, 2026 are disclosed in the pattern of shareholding.

Acknowledgement

The Directors wish to place on record their sincere appreciation to the Securities and Exchange Commission of Pakistan, banks, financial institutions, insurance companies and the shareholders for their continued support, cooperation, trust, and confidence in the Company. The Directors also acknowledge and appreciate the continued patronage and support extended by the Company's valued customers and suppliers, whose cooperation has contributed significantly to the Company's sustained operations and progress.

The Directors further place on record their appreciation for the unwavering commitment, dedication, loyalty and hard work demonstrated by employees across all levels of the organization. Their collective efforts and contribution have played an important role in supporting the Company's growth, operational excellence and long-term success.

Faisal Ahmed
Chief Executive Officer

Imran Bashir
Independent Director

Place: Multan
Dated: September 28, 2026

سال کے دوران، ITD نے Oracle - EBusiness Suite اور کمپنی کے مجموعی ٹیکنالوجی نظام کو مزید بہتر بنایا، جس سے کاروباری امور کے باہمی ربط، خودکار نظام، ڈیٹا کے مؤثر انتظام اور انتظامیہ کو بروقت معلومات کی فراہمی میں بہتری آئی۔ ڈیجیٹل ورک فلو کے فروغ اور FBR اور بینکنگ پلیٹ فارمز کے ساتھ مؤثر رابطے کے ذریعے قانونی تقاضوں کی تکمیل، لین دین کی رفتار، شفافیت اور آپریشنل نگرانی کو مزید مضبوط کیا گیا۔ Asset Enterprise Management کے نظام کو مزید مؤثر بنایا گیا، جس سے کمپنی کے اثاثہ جات کے بہتر انتظام، بروقت دیکھ بھال کی منصوبہ بندی اور وسائل کے مؤثر استعمال میں مدد ملی اور مجموعی آپریشنل کارکردگی میں بہتری آئی۔

ITD نے کمپنی میں مصنوعی ذہانت (AI) کے استعمال کو بھی مزید وسعت دی۔ مصنوعی ذہانت، خودکار نظام اور ڈیٹا کے تجزیے سے متعلق جدید ٹیکنالوجیز کو اپنانے کے ذریعے پیداواری صلاحیت میں اضافے، بہتر فیصلہ سازی اور ملازمین کی استعداد کار کو فروغ دیا گیا۔ اس کے ساتھ ساتھ، سائبر سیکیورٹی، ڈیٹا کا تحفظ، ٹیکنالوجی سے متعلق انتظامی نظام اور ڈیجیٹل استحکام بدستور اہم ترجیحات رہے۔ ان اقدامات کے ذریعے کمپنی کے اہم کاروباری نظام اور معلومات کی حفاظت، کاروباری سرگرمیوں کے تسلسل اور ڈیٹا کی درستگی و سالمیت کو یقینی بنانے میں مدد ملی۔ ٹیکنالوجی کو جدید بنانے اور کاروباری طریقہ کار میں مسلسل بہتری کے ذریعے ITD ٹیکنالوجی میں کی جانے والی سرمایہ کاری کو عملی کاروباری نتائج، پیداواری صلاحیت میں اضافے اور کمپنی بھر میں بہتر کارکردگی میں تبدیل کرنے کے لیے کوشاں ہے۔

مستقبل میں بھی ITD ٹیکنالوجی، ڈیٹا اور مصنوعی ذہانت کو کاروباری ترقی کے اہم ذرائع کے طور پر فروغ دیتا رہے گا، تاکہ کمپنی کو ایک محفوظ، جدید، مؤثر اور مستقبل کے تقاضوں سے ہم آہنگ ادارے کے طور پر مزید مضبوط بنایا جاسکے اور طویل مدتی مسابقتی برتری برقرار رکھی جاسکے۔

کارپوریٹ کمیونیکیشنز:

موثر ابلاغ کمپنی کی شفافیت، اعتماد اور اسٹیک ہولڈرز کی وابستگی کا لازمی جزو ہے۔ کمپنی کا کارپوریٹ کمیونیکیشن فنکشن حصص یافتگان، سرمایہ کاروں، ملازمین، ریگولیٹرز اور عوام الناس تک معلومات کی بروقت، درست اور مسلسل ترسیل یقینی بنا کر کمپنی اور اسٹیک ہولڈرز کے مابین ایک اہم پل کے طور پر کام کرتا ہے۔

کمپنی یہ سمجھتی ہے کہ حصص یافتگان کے سوالات کا فوری اور موثر جواب کارپوریٹ گورننس اور اسٹیک ہولڈرز کی وابستگی کیلیے ہماری سوچ کا بنیادی حصہ ہے۔ چنانچہ کمپنی اپنے اسٹیک ہولڈرز کے ساتھ کھلے، شفاف اور جواب دہ ابلاغی ذرائع برقرار رکھنے کے لیے پُرعزم ہے۔

کمپنی اپنی کارپوریٹ ویب سائٹ کو اسٹیک ہولڈرز کے ساتھ روابط اور کارپوریٹ معلومات کی بروقت فراہمی کے لیے ایک اہم پلیٹ فارم سمجھتی ہے۔ ویب سائٹ کے ذریعے اسٹیک ہولڈرز کو متعلقہ کارپوریٹ انکشافات اور معلومات تک آسان رسائی حاصل ہوتی ہے، جن میں کمپنی کی سالانہ اور سہ ماہی رپورٹس بھی شامل ہیں، جو قابلِ اطلاق قانونی اور ریگولیٹری تقاضوں کے مطابق فراہم کی جاتی ہیں۔

سرمایہ کاروں کی شکایت پالیسی:

کمپنی کا شیئر رجسٹرار، شیئر ہولڈرز اور سرمایہ کاروں کے ساتھ مؤثر رابطے کو آسان بنانے میں کلیدی کردار ادا کرتا ہے۔ شیئر رجسٹرار شیئر ہولڈرز اور سرمایہ کاروں کی شکایات کے ازالے اور ان کے سوالات و تحفظات کا بروقت اور مؤثر جواب دینے کا ذمہ دار ہے۔ یہ شیئر ہولڈرز کو شیئر ہولڈنگ ریکارڈز، حصص کی منتقلی (Transfers)، منتقلیِ حقوق (Transmission)، منافع کی ادائیگی (Dividend Payments) اور سرمایہ کاروں سے متعلق دیگر خدمات کے بارے میں بھی معلومات فراہم کرتا ہے۔

کمپنی اس امر کو یقینی بنانے کے لیے پُرعزم ہے کہ شیئر ہولڈرز کے تحفظات کو مناسب انداز میں ہینڈل کیا جائے اور قابلِ اطلاق قوانین، ضوابط اور وضع کردہ طریقہ کار کے مطابق ان کا ازالہ کیا جائے۔ کمپنی سرمایہ کاروں سے متعلق معاملات کے فوری حل، شفافیت، رسائی اور شیئر ہولڈرز کے اعتماد کو فروغ دینے کے لیے مناسب ابلاغی ذرائع بھی برقرار رکھتی ہے۔

آڈیٹرز:

کمپنی کے موجودہ بیرونی آڈیٹرز، میسرز شائن ونگ حمید چوہدری اینڈ کمپنی، چارٹرڈ اکاؤنٹنٹس، 28 اکتوبر 2026 کو منعقد ہونے والے سالانہ جنرل اجلاس کے اختتام پر اپنے عہدے سے سبکدوش ہو جائیں گے۔ بورڈ آف ڈائریکٹرز نے سبکدوش ہونے والے آڈیٹرز کے بجائے میسرز کے پی ایم جی تاثیر ہادی اینڈ کمپنی، چارٹرڈ اکاؤنٹنٹس کو 30 جون 2027 کو اختتام پذیر ہونے والے مالی سال کے لیے کمپنی کے بیرونی آڈیٹرز مقرر کرنے کی سفارش کی ہے۔ مذکورہ تقرری آئندہ سالانہ جنرل اجلاس میں اراکین کی منظوری سے مشروط ہوگی۔

کمپنی کے شیئرز میں تجارت:

30 جون 2026 کو اختتام پذیر ہونے والے مالی سال کے دوران ڈائریکٹرز، ایگزیکٹوز اور ان کے شریک حیات اور نابالغ بچوں کی جانب سے کمپنی کے شیئرز میں تجارت، اگر کوئی ہے تو، پیٹرن آف شیئر ہولڈنگ میں بیان کی گئی ہے۔

اظہارِ تشکر:

ڈائریکٹرز سیکیورٹیز اینڈ ایکسچینج کمیشن آف پاکستان، بینکس، مالیاتی اداروں، انشورنس کمپنیوں اور شیئر ہولڈرز کی جانب سے کمپنی کے لیے مسلسل تعاون، اشتراک، اعتماد اور بھروسے پر تہہ دل سے مشکور ہیں۔ ڈائریکٹرز کمپنی کے معزز صارفین اور سپلائرز کی جانب سے مسلسل سرپرستی اور معاونت کو بھی قدر کی نگاہ سے دیکھتے ہیں، جن کے تعاون نے کمپنی کے مسلسل آپریشنز اور ترقی میں نمایاں کردار ادا کیا ہے۔

ڈائریکٹرز ادارے کی تمام سطحوں پر کام کرنے والے ملازمین کی غیر متزلزل وابستگی، لگن، وفاداری اور محنت کو بھی خراج تحسین پیش کرتے ہیں۔ ان کی اجتماعی کوششوں اور خدمات نے کمپنی کی ترقی، آپریشنل عمدگی اور طویل المدتی کامیابی کے فروغ میں اہم کردار ادا کیا ہے۔

فیصل احمد
چیف ایگزیکٹو آفیسر

عمران بشیر
ایگزیکٹو ڈائریکٹر

مقام: ملتان

تاریخ: 28 ستمبر 2026

ادارہ جاتی سماجی ذمہ داری (CSR):

کارپوریٹ سماجی ذمہ داری (CSR) کمپنی کے پائیدار کاروباری طریق کار کا ایک اہم جزو ہے۔ کمپنی ایسی سرگرمیوں اور اقدامات کی مسلسل حمایت کرتی ہے جو جامع ترقی، بااختیار بنانے، معاشی و ذہنی ترقی اور معاشرے کی مجموعی فلاح و بہبود کو فروغ دیتے ہیں۔ کمپنی ذمہ دار کارپوریٹ شہری ہونے اور پائیدار قدر کے فروغ کے لیے پُرعزم ہے۔ دوران سال، کمپنی نے کمیونٹی کی فلاح و بہبود، صحت عامہ، تعلیم، سماجی شمولیت، ماحولیاتی ذمہ داری، کام کی جگہ پر صحت وسلامتی، اور قابلِ اطلاق قوانین وضوابط کی پاسداری کے شعبوں میں اپنی معاونت جاری رکھی۔

دورانِ سال، کمپنی نے مختار اے شیخ ٹرسٹ کی معاونت بھی جاری رکھی، جس کے ذریعے ملتان میں کم سہولیات یافتہ طبقات کو معیاری طبی سہولیات فراہم کی جاتی ہیں۔ اس مقصد کے لیے کمیونٹی ہیلتھ سینٹرز اور مفت طبی کیمپوں کا انعقاد کیا گیا، جہاں طبی مشاورت، صحت کے معائنے اور ضروری ادویات کی فراہمی کی گئی۔ کمپنی نے خواتین اور لڑکیوں کے لیے پیشہ ورانہ تعلیم اور ہنرمندی کی ترقی کے اقدامات کی بھی معاونت کی، تاکہ انہیں پائیدار روزگار کے مواقع حاصل ہوں اور معاشی سرگرمیوں میں ان کی مؤثر شمولیت کو فروغ دیا جاسکے۔

صحت کی حفاظت اور ماحول:

کمپنی ایک ذمہ دار ماحول دوست ادارہ ہونے کے ناطے ماحول سے متعلقہ اپنی ذمہ داریوں سے بخوبی آگاہی رکھتی ہے۔ سال کے دوران تمام شعبہ جات کی HSE کارکردگی قابلِ تعریف رہی۔ پلانٹ ٹیم کے پختہ عزم کی بدولت تمام HSE اسٹینڈرز کے حصول میں کامیابی ممکن ہوئی۔ جامع نگرانی اور خود تشخیصی کے عمل پر توجہ مرکوز رہی جبکہ اس دوران اندرونی و بیرونی آڈٹ کا تعاون شامل رہا۔ مینجمنٹ سیفٹی آڈٹس، ایمرجنسی رسپانس، پلانٹ Reliability Enhancement پروگرام، پیشہ وارانہ صحت اور صنعتی صفائی اور کسٹمائزڈ ہاؤس کیپنگ آڈٹس قابلِ ذکر ہیں۔

تنوع، مساوات اور شمولیت کے ویژن کا بیان:

ہم کام کی جگہ پر ایک ایسے کلچر کو فروغ دینے کیلئے پرعزم ہیں جہاں تنوع کا بول بالا ہو، مساوات کی ترجمانی ہو اور شمولیت سب کیلئے ایک ذمہ داری کی مانند ہو۔ ہم تجربات اور نسلوں کی قدر کرتے ہیں اور احترام، انصاف، وقار اور مساوی مواقع پر مبنی کلچر کے فروغ کے لیے کوشاں ہیں۔

ہماری پالیسیاں اور People Practices شمولیت، خواتین کی بااختیاری، ملازمین کی فلاح و بہبود اور امتیازی سلوک اور ہراسانی سے پاک محفوظ کام کی جگہ کے فروغ میں معاون ہیں۔ ثقافتی، صنفی اور مذہبی اصولوں پر عملدرآمد، صحت سے متعلق آگاہی کے اقدامات اور تنظیمی اقدار و رویوں کی مسلسل مضبوطی کے ذریعے ہم ادارے میں وابستگی، ہمدردی اور مشترکہ مقصد کے احساس کو مزید مستحکم کرنے کے لیے کوشاں ہیں۔

SECP کے سرکلر 10 آف 2024 کے مطابق صنفی بنیاد پر معاوضہ کا فرق:

30 جون 2026 کو اختتام پذیر ہونے والے سال کیلئے صنفی معاوضہ کا فرق درج ذیل ہے:

- اوسط صنفی تنخواہ میں فرق: (41 فیصد)
- درمیانہ صنفی تنخواہ کا فرق: (52. فیصد)

کمپنی تجربہ، اہلیت اور کارکردگی کی بنیاد پر مرد اور خواتین ممبران کو ان کے متعلقہ کردار کے حساب سے مساوی مواقع فراہم کر کے ان کے معاوضہ کا تعین کرتی ہے۔

استحکام کی رپورٹنگ:

ہم ماحولیاتی اثرات کو کم کرنے، سماجی مساوات کے فروغ اور پائیدار طریقہ کار کے ذریعے اپنی ٹیکسٹائل آپریشنز میں معاشی قدر پیدا کرنے کی اپنی ذمہ داری کو تسلیم کرتے ہیں۔ ہماری ماحولیاتی حکمتِ عملی کا ایک اہم ستون قابلِ تجدید توانائی، بالخصوص ہماری پیداواری تنصیبات میں شمسی توانائی کے منصوبوں کا انضمام ہے۔ صاف، وافر اور شمسی توانائی سے استفادہ کرتے ہوئے ہم اپنے کاربن فٹ پرنٹ اور حیاتیاتی ایندھن پر انحصار میں نمایاں کمی لا رہے ہیں۔ یہ منتقلی نہ صرف موسمیاتی تبدیلیوں سے نمٹنے کے لیے عالمی کوششوں میں معاون ہے بلکہ طویل مدتی بنیادوں پر آپریشنل اخراجات میں کمی اور توانائی کے تحفظ میں بھی معاون ثابت ہوتی ہے۔ کمپنی ESG (ماحولیاتی، سماجی اور گورننس) کی اہمیت کو تسلیم کرتی ہے اور قابلِ اطلاق SECP کے ضوابط اور رہنما اصولوں کے مطابق اپنی پائیداری سے متعلق افشا کردہ معلومات کو بتدریج ہم آہنگ کرنے کے لیے پُرعزم ہے۔ ہمارا پختہ یقین ہے کہ ESG عوامل سرمایہ کاروں کے اعتماد، مالی استحکام اور مجموعی کاروباری پائیداری پر نمایاں اثرات مرتب کرتے ہیں۔ ہم اپنے آپریشنز میں پائیداری سے متعلق عوامل کو شامل کر رہے ہیں، جس سے خطرات میں کمی، ساکھ میں بہتری اور پائیدار مصنوعات وخدمات کی فراہمی میں مدد ملے گی۔ یہ حکمتِ عملی بالآخر تمام اسٹیک ہولڈرز کے لیے طویل مدتی قدر پیدا کرنے میں معاون ثابت ہوگی۔ ہم ایک ایسے مستقبل کا تصور کرتے ہیں جہاں پائیداری ہر کاروباری فیصلے کا لازمی حصہ ہو اور جہاں شفاف رپورٹنگ جوابدہی، مسلسل بہتری اور تمام اسٹیک ہولڈرز کے لیے طویل مدتی قدر کے فروغ کو یقینی بنائے۔ کمپنی SECP کی حالیہ رہنما ہدایات کے مطابق مطلوبہ پالیسیوں کی تیاری کے عمل میں ہے۔

کمپنی اپنی پائیداری سے متعلق پالیسیوں، گورننس کے انتظامات اور رپورٹنگ کے طریقہ کار کو بھی مسلسل ترقی دے رہی ہے اور مزید مستحکم کر رہی ہے۔ چونکہ یہ کمپنی کی پائیداری سے متعلق مالیاتی رپورٹنگ کا پہلا سال ہے، اس لیے کمپنی قابلِ اطلاق SECP تقاضوں کے مطابق ایسی معلومات کے افشا کے لیے ضروری فریم ورک وضع کر رہی ہے۔ چنانچہ کمپنی کا ارادہ ہے کہ 30 جون 2026 کو ختم ہونے والے سال کے لیے اپنی پہلی پائیداری رپورٹ (Sustainability Report)، 31 دسمبر 2026 کو ختم ہونے والی ششماہی عبوری مالیاتی رپورٹ کے ساتھ، پچھلے سال کی رپورٹنگ کے لیے مقررہ قابلِ اطلاق مدت کے اندر شائع کرے گی۔ پائیداری رپورٹ میں کمپنی سے متعلق پائیداری کے خطرات اور مواقع، گورننس کے انتظامات، موسمیاتی تبدیلی سے متعلق امور، اہم پائیداری اقدامات اور ان میں ہونے والی پیش رفت کو شامل کیا جائے گا، جو SECP کی جانب سے اختیار کردہ قابلِ اطلاق IFRS Sustainability Disclosure Standards کے تقاضوں کے مطابق ہوگا۔

رسک مینجمنٹ اور انٹرنل کنٹرول:

کمپنی اپنے اہم شعبہ جات میں خطرات کی نشاندہی، ان کی جانچ اور انتظام کے لیے ایک مربوط فریم ورک برقرار رکھتی ہے۔ خطرات کا جائزہ ان کے وقوع پذیر ہونے کے امکان اور ممکنہ اثرات کی بنیاد پر لیا جاتا ہے، جبکہ انتظامیہ مناسب Risk Mitigation Measures کے نفاذ اور نگرانی کی ذمہ دار ہے۔ بورڈ، آڈٹ کمیٹی کے ذریعے اس فریم ورک کی نگرانی کرتا ہے اور اہم خطرات، انتظامیہ کی جانب سے کیے گئے اقدامات اور اندرونی کنٹرولز کی موزونیت کا باقاعدگی سے جائزہ لیتا ہے۔

کمپنی کا اندرونی کنٹرول سسٹم اثاثوں کے تحفظ، لین دین اور اکاؤنٹنگ ریکارڈز کی درستگی اور تکمیل، مالیاتی رپورٹنگ کی قابلِ اعتماد حیثیت اور قابلِ اطلاق قوانین وضوابط کی تعمیل کے حوالے سے معقول یقین دہانی فراہم کرنے کے لیے وضع کیا گیا ہے۔ اندرونی آڈٹ گورننس، رسک مینجمنٹ اور کنٹرول کے عمل کے آزادانہ جائزوں کے ذریعے آڈٹ کمیٹی کی معاونت، شناخت شدہ کمزوریوں کی رپورٹنگ اور اصلاحی اقدامات پر عمل درآمد کی پیروی کرتا ہے۔ یہ مسلسل جائزے بدلتی ہوئی آپریشنل ضروریات اور ابھرتے ہوئے خطرات کے جواب میں کنٹرولز کو مزید بہتر بنانے میں معاون ہیں۔

انفارمیشن ٹیکنالوجی ڈویژن:

انفارمیشن ٹیکنالوجی ڈویژن (ITD) کمپنی کی کاروباری اور انتظامی ترقی میں ایک اہم اسٹریٹجک کردار ادا کر رہا ہے۔ ڈویژن جدید ٹیکنالوجی کے مؤثر استعمال کے ذریعے آپریشنز کے تسلسل، کاروباری لچک اور پائیدار ترقی کو فروغ دینے کے لیے مسلسل کوشاں ہے۔

زیر جائزہ سال کے دوران بورڈ آف ڈائریکٹرز کی ساخت میں تبدیلی ہوئی، جس کے نتیجہ میں جناب محمد فضیل مختار اور جناب محمد مختار شیخ کو کمپنی کے ایگزیکٹو ڈائریکٹرز کے طور پر دوبارہ درجہ بندی کی گئی۔

جو ڈائریکٹرز کسی وجہ سے اجلاس میں شمولیت اختیار نہیں کر سکے انہوں نے کمپنی سیکرٹری کو قبل از وقت مطلع کیا اور اس کے مطابق ان کو چھٹی دی گئی۔

بورڈ کی کمیٹیاں:

بورڈ کی کمیٹیوں اور اُنکے ممبران کی تفصیل سالانہ رپورٹ کے صفحہ نمبر 26 پر واضح کی گئی ہے۔

ڈائریکٹرز ٹریننگ پروگرام:

آٹھ ڈائریکٹرز میں سے چار ڈائریکٹرز نے ڈائریکٹرز ٹریننگ پروگرام (DTP) مکمل کیا، جبکہ دو ڈائریکٹرز مطلوبہ ضرورت سے استثنیٰ کے اہل ٹھہرے۔ مزید یہ کہ کمپنی باقی ڈائریکٹرز کیلئے نافذ العمل ضابطگی ضروریات کے مطابق DTP کے انتظام کا ارادہ رکھتی ہے۔

ڈائریکٹرز کا معاوضہ:

کمپنی ڈائریکٹرز کو معاوضہ (ماسوائے مکمل Maintained گاڑیوں) ادا نہیں کرتی۔ خود مختار ڈائریکٹرز کو بورڈ اور اس کی کمیٹیوں کے اجلاس میں شرکت کیلئے میٹنگ فیس بشمول رہائشی و دیگر ضروری اخراجات ادا کیے جاتے ہیں۔

سال کے دوران ایگزیکٹو اور نان ایگزیکٹو ڈائریکٹرز کو ادا کیے گئے مشاہرے کی تفصیلات مالی گوشواروں کے نوٹ 44 میں درج ہیں۔

کلیدی انتظامیہ کے معاوضے اور ملازمین کے کوائف کا بیان:

چیف ایگزیکٹو آفیسر کمپنی سے معاوضہ وصول نہیں کرتا۔ کمپنی کے ایگزیکٹو ملازمین سے متعلقہ کمپنیز ایکٹ، 2017 کے تحت درکار معلومات اس رپورٹ کے نوٹ 44 میں بیان کی گئی ہیں۔

بورڈ کی کارکردگی کے بارے میں سالانہ تشخیص:

بورڈ کی مجموعی کارکردگی اور اسکے موءثر ہونے کی یقین دہانی کیلئے بورڈ آف ڈائریکٹرز کی جانب سے ادارہ جاتی خود۔ تشخیصی سوالنامے کی بنیاد پر سالانہ تشخیص کی جاتی ہے اور کمپنی کے متعین کردہ اہداف اور توقعات سے اس کا موازنہ کیا جاتا ہے، اس سے مزید بہتری کے شعبوں کی نشاندہی ہوتی ہے۔ یہ عمل بورڈ کو اس امر کا جائزہ لینے کا موقع بھی فراہم کرتا ہے کہ بورڈ میں مہارتوں، تجربے، تنوع اور مختلف نقطہ ہائے نظر کا مناسب امتزاج موجود ہے۔ بورڈ کے حجم اور تشکیل کو اس کی گورننس سے متعلق ذمہ داریوں کی بہترین انجام دہی اور بورڈ کی کارروائی کو موءثر انداز میں جاری رکھنے کے لیے موزوں سمجھا جاتا ہے۔

کارپوریٹ اور مالیاتی رپورٹنگ فریم ورک:

بورڈ سیکیورٹیز اینڈ ایکسچینج کمیشن آف پاکستان کے کوڈ آف کارپوریٹ گورننس کے کارپوریٹ اینڈ فنانشل رپورٹنگ فریم ورک کی بابت اپنی ذمہ داریوں سے مکمل طور پر آگاہ ہے۔ درج ذیل بیان اس کے کوڈ آف کارپوریٹ گورننس پر عملدرآمد کے عزم پر روشنی ڈالتا ہے:

- کمپنی انتظامیہ کی طرف سے تیار کردہ مالی گوشوارے کمپنی کے معاملات، کاروباری سرگرمیوں کے نتائج، کیش فلو اور ایکویٹی میں تبدیلی کی منصفانہ عکاسی کرتے ہیں۔
- کمپنی نے باضابطہ طور پر اکاؤنٹس کے کھاتے مرتب کر رکھے ہیں۔
- ان مالیاتی گوشواروں کی تیاری میں ضروری اکاؤنٹنگ پالیسیوں کی پیروی کی گئی ہے اور اکاؤنٹنگ کے تخمینے انتہائی منطقی اور محتاط اندازے پر مبنی ہیں۔
- ان مالیاتی گوشواروں کی تیاری میں بین الاقوامی فنانشل رپورٹنگ اسٹینڈرڈ کی (جہاں تک وہ پاکستان میں قابل اطلاق ہیں) کی پیروی کی گئی ہے اور ان سے کسی بھی قسم کی روگردانی واضح کی گئی ہے۔
- اندرونی کنٹرول کا ایک مضبوط نظام موثر انداز میں لاگو ہے اور اس کی نگرانی کی جاتی ہے۔
- کمپنی کے مستقبل میں کام جاری رکھنے کی اہلیت پر کوئی شکوک وشبہات نہیں ہیں۔
- متعین شدہ اصول وضوابط میں درج کارپوریٹ گورننس کے رہنما اصولوں سے انحراف نہیں کیا گیا۔

ضابطہ اخلاق:

کارپوریٹ گورننس کی ہدایات کے مطابق کمپنی نے ایک ضابطہ اخلاق تیار کیا ہے اور اسے اپنی ویب سائٹ پر آویزاں کرنے کے ساتھ ساتھ پوری کمپنی میں اس بارے آگاہی یقینی بنائی ہے۔

اخلاقیات اور کاروباری اُمور کا بیانیہ:

کاروباری اخلاقیات اور بنیادی اقدار کا بیانیہ وہ فریم ورک مہیا کرتا ہے جس کی بنیاد پر کمپنی اپنے اُمور سرانجام دیتی ہے۔ بورڈ اور کمپنی کے ملازمین کاروباری اخلاقیات کے سنہرے اُصولوں پر عمل پیرا رہتے ہوئے ہمارے کاروباری اُمور کی انجام دہی کیلئے اچھی ساکھ کے محافظ ہیں۔

مندرجہ ذیل اُصول ایمپلائر برانڈنگ کیلئے کمپنی کی کاروباری اخلاقیات اور بنیادی اقدار کا مرکزی جزو ہیں:

- ادارہ کے اندر اور باہر معاملات کی انجام دہی کے دوران ایمانداری، سالمیت، انصاف اور اخلاقی رویے کا پرچار
- اچھے کارپوریٹ ادارہ ہونے کے ناطے تمام قوانین وضوابط کی پیروی
- محفوظ اور پائیدار ماحول میں کاروباری اُمور چلانے کے عزم کا اظہار
- کاروباری لین دین میں اعتماد، بھروسے اور شفافیت کے اُصولوں پر یقین
- بلاتفریق یکساں ملازمت کے مواقع
- حصص داران کے مفاد کا تحفظ
- اپنے لوگوں، ہمسایوں، صارفین اور مہمانوں کیلئے صحت، تحفظ اور محفوظ ماحول کی فراہمی
- کاروباری چیلنجز سے نبرد آزما ہونے کیلئے حوصلہ افزائی
- انسانی وسائل میں سرمایہ کاری
- مفاد کے ٹکراؤ (اگر کوئی ہو تو) کے معاملے میں مکمل مالی وضاحت
- احتساب اور ذمہ داری
- بہترین اور معیاری تعلقات عامہ
- اسٹیک ہولڈرز کے توقعات سے بڑھ کر اُنکے مفاد کا تحفظ
- دیرپا ترقی کیلئے صارفین کا اطمینان
- جدت اور تخلیق کیلئے ملازمین کی حوصلہ افزائی
- تمام اسٹیک ہولڈر کیلئے عزت واحترام
- دیرپا اور قابل اعتماد ترسیل کنندہ، حصص داران، ملازمین اور حکومت کے فائدہ کیلئے منافع میں اضافہ

وجوہات میں خطے میں بڑھتی ہوئی جغرافیائی سیاسی کشیدگی اور عالمی سطح پر خام تیل کی قیمتوں میں اضافہ شامل تھے۔ نتیجتاً، 2025 کے وسط میں تقریباً 3 فیصد کی تاریخی کم ترین سطح تک پہنچنے کے بعد مہنگائی دوبارہ دوہرے ہندسے میں داخل ہوگئی۔ اس صورتحال کے جواب میں اسٹیٹ بینک آف پاکستان نے پالیسی ریٹ کو تقریباً 11.5–11 فیصد کی بلند سطح پر برقرار رکھا، جبکہ اس سے قبل معاشی بحالی کی معاونت کے لیے پالیسی ریٹ کو 22 فیصد سے نمایاں طور پر کم کیا گیا تھا۔ GDP کی شرحِ نمو تقریباً 3.7 فیصد تک بہتر ہوئی، جو گزشتہ چار سالوں میں بلند ترین سطح ہے، جبکہ برآمدات میں بھی بتدریج بحالی کے آثار نمایاں ہوئے۔ تاہم، عالمی سطح پر ایندھن کی بلند قیمتوں کے باعث درآمدی لاگت بدستور دباؤ کا شکار رہی۔ ان مثبت اشاریوں کے باوجود مجموعی معاشی منظرنامہ محتاط رویے کا متقاضی ہے، کیونکہ بیرونی معاشی اور جغرافیائی سیاسی جھٹکے پائیدار معاشی استحکام کے لیے بدستور خطرات کا باعث بن رہے ہیں۔

مستقبل کا نقطۂ نظر اور کمپنی کے کاروبار کی ترقی، کارکردگی اور درجہ بندی تبدیل کرنے والے متوقع رجحانات اور عوامل:

درج بالا کے مطابق پاکستان میں ٹیکسٹائل کے شعبہ کو عالمی طلب میں کمی، زیادہ لاگت پر مبنی کاروباری ماحول، کپاس کی کم پیداوار، خام مال کی مہنگی درآمد، کرنسی میں اتار چڑھاؤ، زیادہ حکومتی ٹیکس اور توانائی کی بلند قیمتوں جیسے متعدد چیلنجز درپیش رہے۔ ان سٹرکچرل چیلنجز نے ٹیکسٹائل کی صنعت کو علاقائی اور عالمی سطح پر کم مسابقتی بنا دیا ہے، جس کی وجہ سے بہت سے چھوٹے اور درمیانے پیمانہ کے کاروبار بندش کی جانب چلے گئے۔ تاہم، بڑے اور عمودی طور پر مربوط پیداواری اداروں نے نسبتاً زیادہ مضبوط لچک کا مظاہرہ کیا ہے، جس کی بنیادی وجوہات میں پیمانے کی معیشت (Economies of Scale)، متنوع کاروباری سرگرمیاں اور لاگت کے بہتر انتظام سے حاصل ہونے والے فوائد شامل ہیں۔

سال کے آخر میں شعبہ میں بحالی کے ابتدائی آثار نمایاں ہونا شروع ہوئے، جنہیں برآمدی طلب میں بتدریج اضافے، توانائی کی لاگت میں کمی اور منافع کے مارجن میں بہتری سے تقویت ملی۔ تاہم، ساختی نوعیت کے مسائل، بالخصوص ایک جامع اور مستقل ٹیکسٹائل پالیسی کا فقدان، بدستور اس صنعت کی مکمل استعداد سے استفادہ کرنے میں رکاوٹ ہیں۔

کمپنی کی انتظامیہ مستقبل میں پائیدار منافع بخش کارکردگی کے حصول کے حوالے سے محتاط طور پر پُرامید ہے۔ اس مقصد کے لیے لاگت کے نظام میں بہتری (Cost Transformation)، آپریشنل کارکردگی اور پیداواری صلاحیت میں اضافے پر مسلسل توجہ مرکوز رکھی جائے گی۔ انتظامیہ شعبے کی طویل المدتی مسابقتی صلاحیت کو مضبوط بنانے کے لیے حکومت کی جانب سے معاونت اور مستقل پالیسیوں کی ضرورت پر بھی مسلسل زور دیتی رہے گی۔

مستقبل کے پیشِ نظر، کمپنی نے اپنے کاروبار میں تنوع پیدا کرنے کے لیے ہوم ٹیکسٹائل (Home Textile) کے شعبہ میں قدم جمانے کا منصوبہ بنایا ہے، جس کے تحت 250 سلائی مشینیں نصب کی جائیں گی۔ یہ اسٹریٹجک توسیع کمپنی کے مصنوعات کے پورٹ فولیو کو وسعت دینے، ویلیو ایڈڈ برآمدی مواقع سے استفادہ حاصل کرنے اور کمپنی کے بنیادی کاروباری آپریشنز سے آگے طویل المدتی آمدنی کے ذرائع کو مزید مستحکم کرنے کے لیے کی جارہی ہے۔

کاروباری تسلسل کی منصوبہ بندی اور ڈیٹا کے تحفظ کیلئے حفاظتی اقدامات:

کمپنی ڈیزاسٹر ریکوری کے ایک جامع منصوبہ کی حامل ہے جس میں مختلف علاقوں میں ہنگامی صورتحال کے دوران امور کی انجام دہی کیلئے بیک اپ سہولیات شامل ہیں۔ اس نظام کی باقاعدگی سے جانچ پڑتال کی جاتی ہے تاکہ ضرورت کے وقت اس کے موثر انداز میں کام کی یقین دہانی ممکن بنائی جاسکے۔ زیادہ خطرات کے حامل وہ مقامات جہاں کمپنی کی پیداوار یا امور میں رکاوٹ آسکتی ہے وہاں معیاری آپریٹنگ طریقہ کار اور چیک لسٹوں کی تیاری ممکن بنائی گئی ہے۔ اسی لحاظ سے موجودہ معاشی حالات، علاقائی تناؤ اور تیل اور بجلی کی قیمت میں اضافے کو سامنے رکھتے ہوئے کمپنی نے کلیدی کاروباری خطرات سے نمٹنے کیلئے ایکشن پلان تیار کیے ہیں۔ یہ اقدامات پوری کمپنی میں مضبوط رسک مینجمنٹ کلچر کے نفاذ میں بورڈ کے عزم کی نشاندہی کرتے ہیں۔

جدت اور توسیع

کمپنی بین الاقوامی معیار کی مصنوعات کی تیاری کے لیے تیزی سے بدلتے ٹیکنالوجی کے تقاضوں کے مطابق اپنی پیداواری لائن کو جدید بنانے اور وسعت دینے کے لیے پُرعزم ہے۔ کمپنی نے اپنی مصنوعات کے تنوع اور پیداواری کارکردگی میں اضافے کے لیے 8,064 اسپنڈلز نصب کیے ہیں جبکہ 19 لومز کو بھی اپ گریڈ کیا گیا ہے۔

22.420 میگاواٹ قابلِ تجدید توانائی کا منصوبہ

کمپنی نے 22.420 میگاواٹ (MW) بجلی کی پیداواری صلاحیت کا منصوبہ لگایا ہے، جو سالانہ تقریباً 31 ملین یونٹس بجلی پیدا کرنے کی صلاحیت کا حامل ہے۔ اس اقدام سے روایتی توانائی کے ذرائع پر انحصار میں نمایاں کمی واقع ہوئی ہے، جس کے نتیجے میں لاگت میں خاطر خواہ بچت ہوئی اور پائیداری، لاگت کی بہتری اور طویل المدتی توانائی کے تحفظ پر ہماری اسٹریٹجک توجہ مزید مستحکم ہوئی ہے۔ جدید ٹیکنالوجیز اور پائیدار توانائی کے طریقہ کار کو اپنانے کے اس اقدام نے کمپنی کی ماحولیاتی کارکردگی کو بہتر بنانے کے ساتھ ساتھ مالیاتی استحکام میں بھی معاونت فراہم کی ہے۔

اس پیش رفت کو مزید فروغ دیتے ہوئے، کمپنی آئندہ سال اپنی قابلِ تجدید توانائی کی صلاحیت میں مزید اضافہ کا منصوبہ رکھتی ہے، جس کے تحت 100 میگاواٹ بیٹری انرجی اسٹوریج سسٹم (BESS) نصب کیا جائے گا۔ اس اقدام کا مقصد توانائی کی قابلِ اعتماد فراہمی کو بہتر بنانا، بجلی کی لاگت کو بہتر انداز میں منظم کرنا اور کمپنی کے طویل المدتی پائیداری کے اہداف کے حصول میں معاونت فراہم کرنا ہے۔

شیئر ہولڈنگ کا پیٹرن:

کارپوریٹ گورننس کے ضابطہ اخلاق کے تحت درکار شیئر ہولڈنگ کا پیٹرن اس رپورٹ کے ساتھ منسلک ہے۔

چیئرمین اور چیف ایگزیکٹو آفیسر کا کردار اور ذمہ داریاں:

نافذ العمل قانونی اور ضابطگی ضروریات کے مطابق چیئرمین بورڈ آف ڈائریکٹرز اور چیف ایگزیکٹو آفیسر کا عہدہ دو الگ الگ افراد کے پاس ہوتا ہے، جن کی واضح ذمہ داریاں اور فرائض درج ذیل ہیں:

- چیئرمین بورڈ کا منتظم ہے اور بنیادی کردار کے ساتھ اس بات کی راہنمائی کرتا ہے کہ بورڈ کمپنی کی ہدایت اور حکمت عملی کے مطابق اُمور کے تعین اور اُن پر عملدرآمد میں مکمل طور پر فعال ہے
- بورڈ آف ڈائریکٹرز کے تمام اجلاسوں کی صدارت چیئرمین کرتا ہے جو کہ ایجنڈا کے تعین کا مجاز اور مندرجات پر دستخط کا اختیار رکھتا ہے اور اس کے ساتھ ساتھ وہ بورڈ کی کارروائی میں قائد کی حیثیت رکھتا ہے
- چیف ایگزیکٹو آفیسر اعلیٰ سطح کے انتظامی فیصلوں کے ذریعے کمپنی کی مجموعی کامیابی کی ذمہ داری اٹھاتا ہے

بورڈ آف ڈائریکٹرز کے اجلاس:

سال کے دوران بورڈ آف ڈائریکٹرز کے چار اجلاس منعقد ہوئے اور اُن میں حاضری حسب ذیل رہی:

نمبر شمار	ڈائریکٹر کا نام	عہدہ	حاضری
1	جناب فواد احمد مختار	چیئرمین	3/4
2	جناب فیصل احمد	چیف ایگزیکٹو آفیسر	4/4
3	محترمہ فاطمہ فضل	خاتون ڈائریکٹر	2/4
4	جناب محمد مختار شیخ	ڈائریکٹر	4/4
5	جناب محمد فضیل مختار	ڈائریکٹر	4/4
6	جناب عباس مختار	ڈائریکٹر	3/4
7	جناب عمران بشیر	خود مختار ڈائریکٹر	4/4
8	جناب شعیب احمد خان	خود مختار ڈائریکٹر	4/4

ہم بورڈ آف ڈائریکٹرز کی جانب سے 30 جون 2026 کو اختتام پذیر ہونے والے سال کیلئے ریلائنس ویونگ ملز لمیٹڈ کی سالانہ رپورٹ مع سالانہ آڈٹ شدہ مالی گوشوارے پیش کرتے ہوئے فخر محسوس کر رہے ہیں۔

مالی نتائج:

مالی سال کا آغاز عالمی سطح پر بڑھتی ہوئی غیر یقینی صورتحال کے درمیان ہوا۔ ایران، اسرائیل اور امریکہ کے درمیان تنازع میں شدت کے باعث عالمی منڈی میں خام تیل کی قیمتوں میں شدید اتار چڑھاؤ پیدا ہوا اور توانائی و بحری ترسیل کے راستے بھی متاثر ہوئے۔ اس کے ساتھ ساتھ روس، یوکرین کی جاری جنگ، امریکہ کی بدلتی ٹیرف پالیسیوں اور سخت عالمی تجارتی محرکات نے دنیا بھر میں ایندھن، لاجسٹکس اور مالیاتی اخراجات میں اضافہ کیا، جس سے سپلائی چینز پر دباؤ بڑھا اور کاروباری اعتماد متاثر ہوا۔ ملکی سطح پر پاکستان کی معیشت نے نسبتاً مستحکم لچک کا مظاہرہ کیا، جسے GDP کی شرح نمو میں بہتری، شرح سود میں کمی اور خودمختار کریڈٹ ریٹنگ میں مضبوطی سے تقویت ملی۔ تاہم، تیل کی بڑھتی ہوئی قیمتوں اور مہنگائی کے دوبارہ پیدا ہونے والے دباؤ نے ان پٹ لاگت اور مجموعی مسابقتی صلاحیت پر اثرات مرتب کیے۔ اس مخلوط معاشی ماحول میں کمپنی نے اپنی کارکردگی کو برقرار رکھنے کے لیے لاگت کے مؤثر انتظام اور سپلائی چین سے متعلق خطرات کے انتظام پر مسلسل توجہ مرکوز رکھی۔

اقتصادی چیلنجز کے باوجود کمپنی نے سال کے دوران مستحکم مالی کارکردگی کا مظاہرہ کیا۔ منافع قبل از ٹیکس گزشتہ سال کے 685.7 ملین روپے سے نمایاں اضافے کے ساتھ 1,634.33 ملین روپے تک جا پہنچا، جبکہ منافع بعد از ٹیکس گزشتہ سال کے 256.99 ملین روپے سے 812.63 ملین روپے تک جا پہنچا۔ یہ مثبت تبدیلی فروخت کا حجم مسلسل برقرار رہنے کے باوجود ممکن ہوئی، جو کمپنی کے موءثر مالیاتی اور آپریشنل نظام کی عکاس ہے۔ کمپنی کو افراط زر کے دباؤ کا سامنا جاری رہا، جس نے خام مال کی لاگت اور کنورژن کے اخراجات بالخصوص یوٹیلیٹی کی قیمتوں میں اضافہ کیا۔ تاہم، مالیاتی اخراجات میں 5.43 فیصد اور توانائی کے اخراجات میں 11 فیصد تک کی نمایاں کمی نے منافع میں قابل تعریف مثبت اثر ڈالا۔

مزید براں، مالیاتی استحکام میں بہتری آئی اور موجودہ شرح گزشتہ سال کے 0.94 سے 0.97 تک جا پہنچی، جبکہ سود کی کوریج کی شرح 1.24 سے 1.60 تک بڑھی۔ یہ مالی ذمہ داریوں کی بھرپور انداز میں انجام دہی کی مزید بہتر صلاحیتوں کے حامل ہونے کی عکاسی کرتا ہے۔

اہم مالی اعشاریے درج ذیل ہیں:

تفصیل	2026	2025
	(ملین روپے)	
سیلز	41,612	40,220
سیلز کی لاگت	36,136	35,517
مجموعی منافع	5,476	4,703
مالی لاگت	2,738	2,895
منافع بعد از ٹیکس	813	257

مالیاتی گوشواروں میں مواد کی تبدیلی:

مالی رپورٹنگ میں شفافیت اور پائیداری یقینی بنانے کیلئے درج ذیل مادی تبدیلیاں واضح کی گئی ہیں:

مندرجات	یونٹ	30 جون 2026	30 جون 2025
مجموعی منافع	%	13.16	11.69
سیلز پر ریٹرن	%	1.95	0.64
فی شیئر آمدن	روپے	26.37	8.34
شیئر کی مارکیٹ ویلیو	روپے	164.62	132.04
بیلنس شیٹ Footing	روپے (ملین)	40,440	39,270

فی شیئر آمدن:

آپ کی کمپنی نے بعد از ٹیکس 813 ملین روپے کا منافع حاصل کیا جو کہ گزشتہ سال کے 8.34 روپے فی شیئر کے مقابلہ میں 26.37 روپے فی شیئر رہا۔

مارکیٹ میں حصہ داری:

سال کے اختتام پر کمپنی کی مارکیٹ میں حصہ داری 5,072 ملین روپے ہے جو کہ گزشتہ سال 4,068 ملین روپے تھی

حتمی کیش ڈیویڈنڈ:

روپے کی قدر میں کمی اور بلند شرح سود کی وجہ سے کمپنی اس سال ڈیویڈنڈز کا اعلان نہیں کر رہی تاکہ زیادہ ورکنگ کیپیٹل کی ضروریات کو مدنظر رکھتے ہوئے قرضہ جات میں کمی لائی جا سکے۔ کمپنی مستقبل میں شیئر ہولڈرز کو پائیدار ریٹرنز کی فراہمی کیلئے پرعزم ہے۔

مابعد واقعات:

مالی سال کے اختتام اور اس رپورٹ کی تاریخ کے درمیان کوئی ایسی مادی تبدیلیاں یا معاہدے (ماسوائے وہ جو اس رپورٹ میں ظاہر کیے گئے ہیں، اگر ہیں تو) نہیں ہوئے جو کمپنی کی مالی پوزیشن پر اثر انداز ہو سکیں۔

واجب الادا ٹیکس اور ڈیوٹیز:

واجب الادا ٹیکسز اور ڈیوٹیز کی تفصیلات مالی گوشواروں میں دی گئی ہیں۔

قومی خزانے میں حصہ داری:

آپ کی کمپنی ٹیکسز اور ڈیوٹیز کی مد میں ملکی معیشت کی ترقی میں میں نمایاں حصہ ڈال رہی ہے اور کمپنی کی ترقی کے ساتھ ساتھ اس حصہ داری میں بھی اضافہ ہو رہا ہے۔

انٹرنل فنانشل کنٹرولز کی تفصیلات:

بورڈ مالیاتی رپورٹنگ پر مضبوط اندرونی کنٹرول کے قیام اور اسے برقرار رکھنے کا حتمی ذمہ دار ہے۔ ہمارا خودمختار انٹرنل آڈٹ ڈیپارٹمنٹ اموری طور پر بورڈ آڈٹ کمیٹی اور انتظامی طور پر سی ای او کو رپورٹ کرتا ہے۔ ہر سال، بورڈ آڈٹ کمیٹی رسک بیسڈ آڈٹ پلان کی منظوری دیتی ہے جو کلیدی آپریٹنگ شعبوں کا احاطہ کرتا ہے، ان کے مشاہدات اور سفارشات بورڈ آڈٹ کمیٹی، چیف ایگزیکٹو آفیسر اور متعلقہ ڈویژنل مینجمنٹ کے ساتھ بروقت تدارک کیلئے سہ ماہی بنیادوں پر شیئر کیے جاتے ہیں۔ انٹرنل آڈٹ فنکشن کا کردار کمپنی پر اثر انداز ہونے والے واقعات، خطرات اور ریگولیٹری تبدیلیوں کے مطابق ڈھلتا رہتا ہے۔

کمپنی کے انٹرنل کنٹرولز بین الاقوامی رپورٹنگ معیارات (IFRS) کے عین مطابق مالیاتی رپورٹنگ کی پائیداری اور عملدرآمد کے حوالے سے معقول یقین دہانی کیلئے ڈیزائن کیے گئے ہیں۔ کمپنی Oracle EBS R-12 میں ایک ERP سسٹم آپریٹ کرتے ہوئے اکاؤنٹنگ ریکارڈز الیکٹرانک شکل میں وقفے وقفے سے بیک اپ کے ساتھ، ٹرانزیکشنز کی غیر محسوس انداز میں انجام دہی اور ماسٹر ڈیٹا کی اپ ڈیٹس کیلئے خودکار طریقہ رکھتی ہے۔ اس کے باوجود کمپنی ایک موءثر اور پائیدار انٹرنل کنٹرول فریم ورک برقرار رکھتی ہے، جس کی خصوصیات واضح ڈھانچے، متعین اتھارٹی حدود، جوابدہی اور جائزے کے لئے بہترین انداز میں قائم شدہ پالیسیاں اور طریقہ کار ہیں۔

معاشی اعشاریے:

مالی سال 26–2025 کے دوران پاکستان کی معیشت نے گزشتہ برسوں کے مقابلے میں نسبتاً زیادہ استحکام کا مظاہرہ کیا، جسے 17 ارب امریکی ڈالر سے زائد زرمبادلہ کے ذخائر، نسبتاً مستحکم شرح تبادلہ اور آئی ایم ایف پروگرام کے تحت جاری پیش رفت سے معاونت حاصل ہوئی۔ تاہم، سال کے دوران مہنگائی کے دباؤ میں دوبارہ اضافہ ہوا، جس کی بنیادی

CSR ACTIVITIES

Fatima Group considers Corporate Social Responsibility (CSR) a fundamental component of sustainable business and remains committed to contributing voluntarily towards the betterment of society. The Group has consistently demonstrated its commitment to supporting public health, education and community development, while contributing to the well-being of underserved communities across Pakistan.

A significant part of these efforts is undertaken through reputable charitable organizations, particularly the Mukhtar A. Sheikh Trust, which plays an active role in improving access to healthcare and education through the establishment and operation of hospitals, dispensaries, educational institutions and vocational training facilities.

We believe that social responsibility is an essential duty of management and an integral part of achieving a sustainable balance between economic development, social well-being and environmental stewardship. Through the dedication and capabilities of our people, we strive to create shared economic and social value and contribute positively to the communities in which we operate.

CSR remains one of the core values of the Company and an integral part of its overall mission. The Company undertakes CSR initiatives both directly and through the Mukhtar A. Sheikh Trust and Fatima Group's CSR programmes, focusing particularly on healthcare, education, vocational training and community welfare.

During the year, Reliance Weaving Mills Limited contributed approximately Rs. 19 million towards charitable and social welfare initiatives, reaffirming its commitment to supporting deserving communities and creating a meaningful and lasting social impact.

HEALTH CARE CSR ACTVITIES SPONSERED THROUGH FATIMA GROUP

Two major health care projects under the umbrella of Mukhtar A. Sheikh Welfare Trust were launched few years back and now they are successfully providing state of the art health facilities to the people of Multan and surrounding areas.

Reliance Weaving Mills Limited is one of the donors' of these projects to full its commitment to pay back to society.

1. SPRING CLINIC AND INSTITUTE OF PSYCHIATRY
2. MUKHTAR A. SHEIKH HOSPITAL
3. FARRUKH MUKHTAR SCHOOL OF NURSING

SPRING CLINIC AND INSTITUTE OF PSYCHIATRY

The Spring Clinic aims to bring some much needed mental health management and awareness to this region and beyond. Supported by highly quailed staff of psychiatrists and psychologists, this Clinic provides essential treatment and therapy to people affected by a variety of psychiatric illnesses.

The state-of-the-art treatment completely free for the underprivileged and are also helping train and prepare the next generation of psychiatrists – these thought leaders will pave the way for real policy making at a national level while helping erase the associated stigma among the masses.

Mukhtar A. Sheikh Hospital
مختار احمد شیخ ہسپتال

- MASH has been designed as a purpose built 500-bedded tertiary care facility with state of the art medical technology and futuristic diagnostic centers in the heart of Southern Punjab.
- With a covered area of 420,000 sft., MASH intends to introduce the latest of technologies in healthcare industry under one roof.
- MASH has been accredited by Joint Commission International (JCI) and ISO (the International Organization for Standardization) Certifications.
- Compliance with top of the line HMIS system and HTM standards will enable MASH to achieve unparalleled efficiency on healthcare industry.
- MASH as a teaching hospital by inducting a medical college, research facility as well as paramedical training institute.

Specialized Services at MASH

In addition to the general healthcare, diagnostic & surgical services, MASH is successfully providing:

- **Cochlear Implant Surgeries**

  MASH conducted successful Cochlear Implant Surgeries of children, who were unable to hear or speak since birth.

- **Neurosurgery Services**

  Neurosurgery department is providing a range of neurosurgical services of international standards under the supervision of a US trained neurosurgeon, in a safe & healthy environment through infection prevention & control, implementation of international safety protocols and following best possible preventive & precautionary measures.

فرخ مختار
کالج آف نرسنگ

Farrukh Mukhtar
College of Nursing

The Farrukh Mukhtar School of Nursing is a state-of-the-art institution where an inter-professional and multidisciplinary team will join hands to establish an integrative and innovative (academic, clinical practice, and service) approach to educate nursing professionals.

Equipped with a high-tech skills laboratory, the Farrukh Mukhtar School of Nursing focuses on the development of nursing professionals, who will be able to provide competent and compassionate care at primary, secondary, and tertiary care levels in the national and international context. The undergraduate program will not only help their graduates to become proficient professionals but, will also make them utilize independent nurse-led approaches to serve the population.

DIRECTLY SPONSORED CSR ACTIVITIES

Donations to different charity organizations:

- Rising Sun Institute
- SOS Children Village
- Major Jahanzaib Shaheed Dispensary
- Fatima Vocational College
- Al Noor Foundation
- RWML have been providing free ration during the holy month of Ramadan to large number of people of vicinity "Ramadan Package".

MUKHTAR A. SHEIKH TRUST

Under the umbrella of Fatima Group and Reliance Weaving Mills Limited, Mukhtar A. Sheikh Trust, a welfare organization, aims to "Enrich Lives" by playing its part in giving back to the society.

Mrs Farrukh Mukhtar, W/O Late Mian Mukhtar Ahmad established the Mukhtar A. Sheikh Trust in 2000 with the objective to develop and maintain hospitals, nursing homes, schools, industrial homes, research centers, libraries, colleges, hostels and other charitable institutions of similar kind with a view to promote education consistent with the Islamic principles, literature arts and technical/ vocational professions, generally to encourage study of medicine, advancement and diffusion of knowledge and to help other needy persons / institutions.

Key Focus Areas of the Trust are:

I) Education

Mukhtar A. Sheikh Trust built schools & technical education campuses' in different areas in order to promote quality education at the grass-root level specially girls education so that the people can become useful part of the society by contributing towards the economic development of the Country.

A- Formal Education Center

Farrukh Mukhtar Girls High School Samorana established with the aim to provide free and quality education to needy girls of the area.

B- Vocational Education Centers

- Farrukh Mukhtar Vocational Education Center Madni Chowk Multan
- Farrukh Mukhtar Vocational Education Center Gulshan Colony Multan

These institutions are established and registered with Technical Education Vocational Training Authority (TEVTA) and affiliated with Punjab Board of Technical Education (PBTE).

II) Healthcare

Mukhtar A- Sheikh Trust also undertakes public health and promotion activities for the low income, remote and urban communities.

The free medical camps are set up in far flung areas of the Country where healthcare is very hard to access. Patients avail free medical check-up along with medicines.

Free dispensaries have been established under the TRUST since year 2000 with the team of experienced doctors, LHVs and medical staff.

1.	Farrukh Mukhtar Dispensary	(Madni)
2.	Farrukh Mukhtar Dispensary	(Gulshan)
3.	Farrukh Mukhtar Dispensary	(Samorana)
4.	Farrukh Mukhtar Dispensary	(Shakkar Garh)

Facilities provided to patients include:

1.	Free check up by Doctor / LHV.
2.	Free medicines.
3.	In door admission, if required.

VERTICAL ANALYSIS

Statement of Financial Position

	2026		2025		2024		2023		2022		2021	
PKR in 000"	**PKR**	**%**	**PKR**	**%**	**PKR**	**%**	**PKR**	**%**	**PKR**	**%**	**PKR**	**%**
Non current assets												
Property, plant and equipment	19,548,738	48.34%	17,653,238	44.95%	16,514,096	47.37%	16,710,351	0	10,687,018	0	7,994,970	0
Intangible asstes	-	0.00%	-	0.00%	-	0.00%	-	0.00%	-	0.00%	835	0.00%
Long term investments	747,147	1.85%	1,237,091	3.15%	1,373,670	3.94%	1,437,282	3.93%	1,849,425	6.66%	-	0.00%
Long term deposits	63,540	0.16%	29,719	0.08%	29,719	0.09%	29,719	0.08%	29,046	0.10%	28,776	0.15%
Deffered tax assets	244,285	0.60%	665,331	1.69%	849,455	2.44%	307,170	0.84%	143,178	0.52%	133,229	0.69%
Total non current assets	20,603,709	50.95%	19,585,379	49.87%	18,766,940	53.83%	18,484,522	50.60%	12,708,667	45.79%	8,157,810	42.24%
Current assets												
Stores, spares and loose tools	724,425	1.79%	604,659	1.54%	492,614	1.41%	457,726	1.25%	365,569	1.32%	391,392	2.03%
Stock in trade	10,419,303	25.76%	11,879,914	30.25%	7,652,563	21.95%	10,162,917	27.82%	7,788,806	28.06%	5,050,742	26.15%
Trade debts	5,208,513	12.88%	4,503,985	11.47%	5,693,899	16.33%	4,689,630	12.84%	4,485,550	16.16%	2,850,837	14.76%
Loans and advances	703,592	1.74%	657,924	1.68%	673,259	1.93%	567,203	1.55%	607,867	2.19%	1,151,545	5.96%
Prepayments and other receivables	26,880	0.07%	24,616	0.06%	23,886	0.07%	202,151	0.55%	195,192	0.70%	125,191	0.65%
Short term investments	782,259	1.93%	533,471	1.36%	403,863	1.16%	341,625	0.94%	393,031	1.42%	696,751	3.61%
Tax refunds and export rebate due from the government	1,489,483	3.68%	745,488	1.90%	533,154	1.53%	1,070,765	2.93%	1,077,988	3.88%	792,116	4.10%
Cash and bank balances	482,181	1.19%	734,654	1.87%	624,010	1.79%	557,669	1.53%	134,208	0.48%	96,013	0.50%
Total current assets	19,836,638	49.05%	19,684,710	50.13%	16,097,249	46.17%	18,049,685	49.40%	15,048,210	54.21%	11,154,587	57.76%
Total assets	40,440,347	100%	39,270,089	100%	34,864,189	100%	36,534,207	100%	27,756,877	100%	19,312,396	100%
Share capital and reserves												
Issued, subscribed and paid up capital	308,109	0.76%	308,109	0.78%	308,109	0.88%	308,109	0.84%	308,109	1.11%	308,109	1.60%
Reserves	115,253	0.28%	115,253	0.29%	115,253	0.33%	115,253	0.32%	115,253	0.42%	115,253	0.60%
Fair value (loss) / gain on short term investments	(577,528)	-1.43%	(244,987)	-0.62%	(201,507)	-0.58%	(29,136)	-0.08%	434,413	1.57%	(127,452)	-0.66%
Unrealised loss on forward foreign exchange contracts	-	0.00%	-	0.00%	-	0.00%	-	0.00%	(10,981)	-0.04%	-	0.00%
Revaluation surplus on freehold land	4,238,368	10.48%	2,984,467	7.60%	2,984,467	8.56%	2,984,467	8.17%	1,708,083	6.15%	1,708,083	8.84%
Unappropriated profit	7,989,693	19.76%	7,146,679	18.20%	6,878,490	19.73%	6,733,891	18.43%	6,605,654	23.80%	4,065,588	21.05%
Total capital and reserve	12,073,896	29.86%	10,309,521	26.25%	10,084,813	28.93%	10,112,585	27.68%	9,160,531	33.00%	6,069,581	31.43%
Non-current liabilities												
Long term finances	7,182,587	17.76%	7,453,523	18.98%	4,677,685	13.42%	5,694,162	15.59%	3,401,153	12.25%	2,766,492	14.32%
Lease liabilities	69,144	0.17%	60,032	0.15%	61,811	0.18%	109,976	0.30%	69,265	0.25%	66,081	0.34%
Staff retirement benefits- gratuity	509,492	1.26%	500,934	1.28%	441,708	1.27%	393,733	1.08%	370,195	1.33%	281,948	1.46%
Deferred liabilities	-	0.00%	-	0.00%	-	0.00%	4,623	0.01%	57,842	0.21%	109,429	0.57%
Loan from related party	231,000	0.57%	-	0.00%	-	0.00%	-	0.00%	-	0.00%	-	0.00%
Total Non-current liabilities	7,992,223	19.76%	8,014,490	20.41%	5,181,203	14.86%	6,202,495	16.98%	3,898,455	14.05%	3,223,950	16.69%
Current liabilities												
Trade and other payables	6,256,738	15.47%	6,343,531	16.15%	4,306,979	12.35%	6,292,810	17.22%	4,156,100	14.97%	1,648,605	8.54%
Unclaimed dividend	12,967	0.03%	12,996	0.03%	13,200	0.04%	13,218	0.04%	11,502	0.04%	10,559	0.05%
Accrued mark-up	758,470	1.88%	640,444	1.63%	870,063	2.50%	924,828	2.53%	368,528	1.33%	260,439	1.35%
Short term borrowings	11,151,736	27.58%	12,525,872	31.90%	12,210,681	35.02%	11,372,091	31.13%	8,707,411	31.37%	6,894,241	35.70%
Current portion of non-current liabilities	1,755,304	4.34%	911,145	2.32%	1,470,821	4.22%	1,070,248	2.93%	977,981	3.52%	913,806	4.73%
Taxation	439,014	1.09%	512,092	1.30%	726,429	2.08%	545,933	1.49%	476,369	1.72%	291,213	1.51%
Total Current liabilities	20,374,228	50.38%	20,946,079	53.34%	19,598,173	56.21%	20,219,128	55.34%	14,697,891	52.95%	10,018,865	51.88%
Total equity and liabilities	40,440,347	100%	39,270,089	100%	34,864,189	100%	36,534,207	100%	27,756,877	100%	19,312,396	100%

HORIZONTAL ANALYSIS

Statement of Financial Position

	2026	26 vs 25	2025	25 vs 24	2024	24 vs 23	2023	23 vs 22	2022	22 vs 21	2021	21 vs 20
PKR in 000"	PKR	Change	PKR	Change	PKR	Change	PKR	Change	PKR	Change	PKR	Change
Non current assets												
Property, plant and equipment	19,548,738	10.74%	17,653,238	6.90%	16,514,096	-1.17%	16,710,351	56.36%	10,687,018	33.67%	7,994,970	25.05%
Intangible asstes	-	0.00%	-	0.00%	-	0.00%	-	0.00%	-	-100.00%	835	-53.12%
Long term investments	747,147	-39.60%	1,237,091	-9.94%	1,373,670	-4.43%	1,437,282	-22.28%	1,849,425	100.00%	-	-100.00%
Long term deposits	63,540	113.80%	29,719	0.00%	29,719	0.00%	29,719	2.32%	29,046	0.94%	28,776	0.00%
Deffered tax assets	244,285	-63.28%	665,331	-21.68%	849,455	176.54%	307,170	114.54%	143,178	7.47%	133,229	-1.95%
Total non current assets	20,603,709	5.20%	19,585,379	4.36%	18,766,940	1.53%	18,484,522	45.45%	12,708,667	55.79%	8,157,810	23.69%
Current assets												
Stores, spares and loose tools	724,425	19.81%	604,659	22.74%	492,614	7.62%	457,726	25.21%	365,569	-6.60%	391,392	45.77%
Stock in trade	10,419,303	-12.29%	11,879,914	55.24%	7,652,563	-24.70%	10,162,917	30.48%	7,788,806	54.21%	5,050,742	8.17%
Trade debts	5,208,513	15.64%	4,503,985	-20.90%	5,693,899	21.41%	4,689,630	4.55%	4,485,550	57.34%	2,850,837	56.03%
Loans and advances	703,592	6.94%	657,924	-2.28%	673,259	18.70%	567,203	-6.69%	607,867	-47.21%	1,151,545	18.15%
Prepayments and other receivables	26,880	9.20%	24,616	3.05%	23,886	-88.18%	202,151	3.57%	195,192	55.92%	125,191	64.85%
Short term investments	782,259	46.64%	533,471	32.09%	403,863	18.22%	341,625	-13.08%	393,031	-43.59%	696,751	-10.92%
Tax refunds and export rebate due from the government	1,489,483	99.80%	745,488	39.83%	533,154	-50.21%	1,070,765	-0.67%	1,077,988	36.09%	792,116	35.31%
Cash and bank balances	482,181	-34.37%	734,654	17.73%	624,010	11.90%	557,669	315.53%	134,208	39.78%	96,013	123.43%
Total current assets	19,836,638	0.77%	19,684,710	22.29%	16,097,249	-10.82%	18,049,686	19.95%	15,048,211	34.91%	11,154,587	20.91%
Total assets	40,440,347	2.98%	39,270,089	12.64%	34,864,189	-4.57%	36,534,207	31.62%	27,756,877	43.73%	19,312,396	22.07%
Share capital and reserves												
Issued, subscribed and paid up capital	308,109	0.00%	308,109	0.00%	308,109	0.00%	308,109	0.00%	308,109	0.00%	308,109	0.00%
Reserves	115,253	0.00%	115,253	0.00%	115,253	0.00%	115,253	0.00%	115,253	0.00%	115,253	-28.44%
Fair value (loss) / gain on short term investments	(577,528)	135.74%	(244,987)	21.58%	(201,507)	591.61%	(29,136)	-106.71%	434,413	440.84%	(127,452)	0.00%
Unrealised loss on forward foreign exchange contracts	-	0.00%	-	0.00%	-	0.00%	-	-100.00%	(10,981)	-100.00%	-	0.00%
Revaluation surplus on freehold land	4,238,368	42.01%	2,984,467	0.00%	2,984,467	0.00%	2,984,467	74.73%	1,708,083	0.00%	1,708,083	79.90%
Unappropriated profit	7,989,693	11.80%	7,146,679	3.90%	6,878,490	2.15%	6,733,891	1.94%	6,605,654	62.48%	4,065,588	65.38%
Total capital and reserve	12,073,896	17.11%	10,309,521	2.23%	10,084,813	-0.27%	10,112,585	10.39%	9,160,531	50.93%	6,069,581	56.56%
Non-current liabilities												
Long term finances and other payables	7,182,587	-3.64%	7,453,523	59.34%	4,677,685	-17.85%	5,694,162	67.42%	3,401,153	22.94%	2,766,492	3.86%
Lease liabilities	69,144	15.18%	60,032	-2.88%	61,811	-43.80%	109,976	58.78%	69,265	4.82%	66,081	13.48%
Staff retirement benefits- gratuity	509,492	1.71%	500,934	13.41%	441,708	12.18%	393,733	6.36%	370,195	31.30%	281,948	9.10%
Deferred liabilities	-	0.00%	-	0.00%	-	-100.00%	4,623	-92.01%	57,842	-47.14%	109,429	1832.72%
Long term liabilities	231,000	0.00%	-	-	-	-	-	-	-	-	-	-
Total Non-current liabilities	7,992,223	-0.28%	8,014,490	54.68%	5,181,203	-16.47%	6,202,495	59.10%	3,898,455	20.92%	3,223,950	8.18%
Current liabilities												
Trade and other payables	6,256,738	-1.37%	6,343,531	47.28%	4,306,979	-31.56%	6,292,810	51.41%	4,156,100	152.10%	1,648,605	-2.13%
Unclaimed dividend	12,967	-0.22%	12,996	-1.55%	13,200	-0.14%	13,218	14.92%	11,502	8.93%	10,559	23.89%
Accrued mark-up	758,470	18.43%	640,444	-26.39%	870,063	-5.92%	924,828	150.95%	368,528	41.50%	260,439	-2.19%
Short term borrowings	11,151,736	-10.97%	12,525,872	2.58%	12,210,681	7.37%	11,372,091	30.60%	8,707,411	26.30%	6,894,241	3.55%
Current portion of non-current liabilities	1,755,304	92.65%	911,145	-38.05%	1,470,821	37.43%	1,070,248	9.43%	977,981	7.02%	913,806	537.24%
Taxation	439,014	-14.27%	512,092	-29.51%	726,429	33.06%	545,933	14.60%	476,369	63.58%	291,213	47.37%
Total Current liabilities	20,374,228	-2.73%	20,946,079	6.88%	19,598,173	-3.07%	20,219,128	37.56%	14,697,891	46.70%	10,018,865	11.84%
Total equity and liabilities	40,440,347	2.98%	39,270,089	12.64%	34,864,189	-4.57%	36,534,207	31.62%	27,756,877	43.73%	19,312,396	22.11%

VERTICAL ANALYSIS

Statement of Profit or Loss

	2026		2025		2024		2023		2022		2021	
PKR in 000"	PKR	%	PKR	%	PKR	%	PKR	%	PKR	%	PKR	%
Sales - net	41,611,927	100.00%	40,219,998	100.00%	41,461,459	100.00%	32,682,288	100.00%	30,703,659	100.00%	24,030,100	100.00%
Cost of sales	(36,135,948)	-86.84%	(35,516,684)	-88.31%	(36,619,453)	-88.32%	(29,066,406)	-88.94%	(25,262,980)	-82.28%	(20,520,175)	-85.39%
Gross profit	5,475,980	13.16%	4,703,314	11.69%	4,842,007	11.68%	3,615,882	11.06%	5,440,679	17.72%	3,509,925	14.61%
Distribution and marketing expenses	(516,242)	-1.24%	(479,504)	-1.19%	(385,164)	-0.93%	(403,783)	-1.24%	(495,954)	-1.62%	(298,163)	-1.24%
Administrative expenses	(523,093)	-1.26%	(549,900)	-1.37%	(467,230)	-1.13%	(382,384)	-1.17%	(314,229)	-1.02%	(206,171)	-0.86%
Other operating income	72,546	0.17%	24,134	0.06%	72,907	0.18%	153,595	0.47%	173,972	0.57%	102,441	0.43%
Other operating expenses	(137,267)	-0.33%	(117,584)	-0.29%	(51,630)	-0.12%	(69,037)	-0.21%	(388,039)	-1.26%	(135,496)	-0.56%
Profit from operations	4,371,922	10.51%	3,580,460	8.90%	4,010,889	9.67%	2,914,273	8.92%	4,416,430	14.38%	2,972,536	12.37%
Share of loss from associate	-	00%	-	0.00%	-	0.00%	-	0.00%	-	0.00%	(35,635)	-0.15%
Finance cost	(2,737,592)	-6.58%	(2,894,754)	-7.20%	(3,892,526)	-9.39%	(2,448,902)	-7.49%	(1,302,995)	-4.24%	(917,653)	-3.82%
Profit before taxation and levies	1,634,330	3.93%	685,706	1.70%	118,363	0.29%	465,371	1.42%	3,113,436	10.14%	2,019,248	8.40%
Taxation, minimum and final tax levies	(821,702)	-1.97%	(428,713)	-1.07%	1,239	0.00%	(262,259)	-0.80%	(473,956)	-1.54%	(286,441)	-1.19%
Profit after tax	812,628	1.95%	256,993	0.64%	119,602	0.29%	203,112	0.62%	2,639,480	8.60%	1,732,807	7.21%

HORIZONTAL ANALYSIS

Statement of Profit or Loss

	2026	26 vs25	2025	25 vs 24	2024	24 vs 23	2023	23 vs 22	2022	22 vs 21	2021	21 vs 20
PKR in 000"	PKR	Change	PKR	Change	PKR	Change	PKR	Change	PKR	Change	PKR	Change
Sales - net	41,611,927	3.46%	40,219,998	-2.99%	41,461,459	26.86%	32,682,288	6.44%	30,703,659	27.77%	24,030,100	39.10%
Cost of sales	(36,135,948)	1.74%	(35,516,684)	-3.01%	(36,619,453)	25.99%	(29,066,406)	15.06%	(25,262,980)	23.11%	(20,520,175)	34.87%
Gross profit	5,475,980	16.43%	4,703,314	-2.86%	4,842,007	33.91%	3,615,882	-33.54%	5,440,679	55.01%	3,509,925	70.32%
Distribution and marketing expenses	(516,242)	7.66%	(479,504)	24.49%	(385,164)	-4.61%	(403,783)	-18.58%	(495,954)	66.34%	(298,163)	27.66%
Administrative expenses	(523,093)	-4.87%	(549,900)	17.69%	(467,230)	22.19%	(382,384)	21.69%	(314,229)	52.41%	(206,171)	5.42%
Other income	72,546	200.60%	24,134	-66.90%	72,907	-52.53%	153,595	-11.71%	173,972	69.83%	102,441	-20.77%
Other expenses	(137,267)	16.74%	(117,584)	127.74%	(51,630)	-25.21%	(69,037)	-82.21%	(388,039)	186.38%	(135,496)	-61.84%
Profit from operations	4,371,922	22.11%	3,580,460	-10.73%	4,010,889	37.63%	2,914,274	-34.01%	4,416,430	48.57%	2,972,536	111.43%
Share of loss from associate	-	00%	-	0.00%	-	0.00%	-	0.00%	-	-100.00%	(35,635)	-61.12%
Finance cost	(2,737,592)	-5.43%	(2,894,754)	-25.63%	(3,892,526)	58.95%	(2,448,902)	87.94%	(1,302,995)	41.99%	(917,653)	-21.34%
Profit before taxation and levies	1,634,330	138.34%	685,706	479.32%	118,363	-74.57%	465,374	-85.05%	3,113,436	54.19%	2,019,248	1267.92%
Taxation, minimum and final tax levies	(821,702)	91.67%	(428,713)	-34710.68%	1,239	-100.47%	(262,259)	-44.67%	(473,956)	65.46%	(286,441)	231.74%
Profit after tax	812,628	216.21%	256,993	114.87%	119,602	-41.12%	203,115	-92.30%	2,639,480	52.32%	1,732,807	2728.15%

RATIO ANALYSIS

	2026	2025	2024	2023	2022	2021
Profitability Ratios						
Gross Profit Ratio	13.16%	11.69%	11.68%	11.06%	17.72%	14.61%
Net Profit Ratio	1.95%	0.64%	0.29%	0.62%	8.60%	7.21%
EBITDA margin to sales	12.48%	10.82%	11.47%	10.25%	15.53%	13.50%
Return on Equity	6.73%	2.49%	1.19%	2.01%	28.81%	28.55%
Return on Capital Employed	4.05%	1.40%	0.78%	1.24%	20.21%	18.65%
Liquidity Ratios						
Current Ratio	0.97	0.94	0.82	0.89	1.02	1.11
Quick / Acid Test Ratio	0.43	0.34	0.41	0.37	0.47	0.57
Cash to current liabilities	0.02	0.04	0.03	0.03	0.01	0.01
Cash flow form operations to sales	0.13	0.08	0.12	0.10	0.08	0.06
Activity / Turnover Ratios						
Inventory Turnover ratio	3.06	3.96	3.90	3.10	3.72	3.95
No of days in inventory	119.33	92.12	93.52	117.88	98.22	92.41
Receivables turnover ratio	8.57	7.89	7.99	7.12	8.37	10.27
No of days in receivables	42.60	46.27	45.70	51.23	43.61	35.53
Total assets turnover ratio	1.03	1.02	1.19	0.89	1.11	1.24
Fixed assets turnover ratio	2.02	2.05	2.21	1.77	2.42	2.95
Investment / Market Ratios						
Earnings per share	26.37	8.34	3.88	6.59	85.67	56.24
Price earning ratio	6.24	15.83	20.97	11.73	0.78	1.29
Dividend yield	0%	0%	0%	0%	6%	10%
Dividend pay-out ratio	0%	0%	0%	0%	40%	75%
Dividend cover ratio	0	0	0	0	21.42	7.5
Cash dividend per share	0	0	0	0	4	7.5
Market value per share - Closing	164.62	132.04	81.38	77.35	66.5	72.41
Capital structure Ratios						
Long term Debt to Equity	0.76	0.81	0.61	0.67	0.48	0.61
Interest cover ratio	1.60	1.24	1.03	1.19	3.39	3.20

CASH FLOWS ANALYSIS

Rs. in '000'	2026	2025	2024	2023	2022	2021
Cash generated from operations	5,305,538	3,246,058	4,917,443	3,144,211	2,465,472	1,415,896
Finance cost paid	(2,614,045)	(3,118,453)	(3,941,844)	(1,866,621)	(1,185,571)	(922,867)
Workers' (profit) participation payments	(79,545)	-	-	(199,654)	(106,897)	(12,032)
Taxes paid - net	(634,075)	(748,932)	(480,475)	(360,881)	(293,173)	(239,745)
Staff retirement benefits (gratuity) paid	(110,667)	(85,246)	(57,255)	(39,449)	(45,430)	(33,283)
	(3,438,332)	(3,952,631)	(4,479,575)	(2,466,605)	(1,631,071)	(1,207,927)
Net cash generated from/ (used in) operating activities	1,867,206	(706,573)	437,868	677,606	834,401	207,969
CASH FLOWS FROM INVESTING ACTIVITIES						
Fixed capital expenditure	(1,416,966)	(1,879,719)	(548,112)	(5,185,022)	(3,046,355)	(1,166,761)
Sales proceed from disposals of fixed assets	16,846	23,455	6,706	15,629	9,566	30,608
Long term deposits	(33,820)	-	-	(673)	(270)	-
Investment in shares	-	-	(0)	-	(146,663)	(87,808)
Investments made in shares	(63,967)	-	-	-	-	-
Long term investments made	-	-	-	-		
Deferred liabilities	-	-	-	(2,329)	(13,349)	195,146
Net cash used in investing activities	(1,497,908)	(1,856,263)	(541,406)	(5,172,396)	(3,197,072)	(1,028,815)
CASH FLOWS FROM FINANCING ACTIVITIES						
Long term finances - net	571,781	2,418,081	(620,763)	2,311,692	655,151	776,812
Loan from related party	231,000					
Lease finances - net	(50,387)	(59,588)	(47,930)	63,407	8,629	12,923
Short term borrowings - net	(1,374,136)	315,191	(18)	2,664,679	1,813,170	236,171
Dividend paid	(29)	(205)	838,590	(121,528)	(76,085)	(152,018)
Net cash (used in) / generated from financing activities	(621,771)	2,673,480	169,879	4,918,250	2,400,866	873,888
Net (decrease) / increase in cash and cash equivalents	(252,473)	110,644	66,342	423,460	38,195	53,042
Cash and cash equivalents - at beginning of the year	734,654	624,010	557,668	134,208	96,013	42,972
Cash and cash equivalents - at end of the year	482,181	734,654	624,010	557,668	134,208	96,013

DUPONT ANALYSIS



	Return on Equity - (Equity multiplier x Return on Assets) A = B*C	Equity Multiplier (Avg Assets / Avg Equity) B	Return on Assets C = D*E	Total Assets Turnover (Sales / Avg Assets) D	Profit margin (Pre-tax profit / Sales) E
2026	14.60%	3.56	4.10%	1.04	3.93%
2025	6.72%	3.64	1.85%	1.09	1.70%
2024	1.17%	3.54	0.33%	1.16	0.29%
2023	4.83%	3.34	1.45%	1.02	1.42%
2022	40.89%	3.09	13.23%	1.30	10.14%
2021	40.60%	3.53	11.49%	1.37	8.40%

VALUE ADDITION STATEMENT

Rs. in '000'	2026	2025
WEALTH CREATION		
SALES - Gross	46,775,976	45,337,873
Less: Cost of Material and services	33,629,972	33,148,391
Add: Other Income	72,546	24,134
	13,218,550	12,213,616
WEALTH DISTRIBUTION		
Remuneration and benefits paid to employees	2,799,133	2,666,529
Contribution to National Exchequer (Income tax & Sales Tax)	5,676,140	5,617,884
To providers of finance (Finance Cost)	2,737,592	2,894,754
Dividend to ordinary shareholders	-	-
Donations towards health, education & welfare activities	18,912	21,658
Retained within business	1,986,773	1,012,791
	13,218,551	12,213,616

GRAPHICAL PRESENTATION

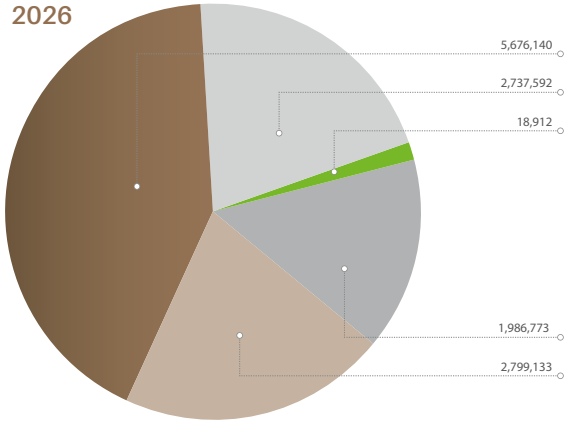

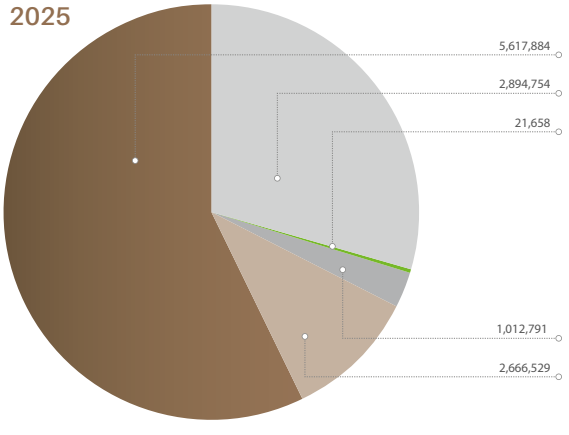

SWOT ANALYSIS

Strengths

- Being arm of the Fatima Group providing financial backing, governance strength and credibility with lenders and customers
- Led by an experienced and qualified management team
- Vertically integrated operations improve cost efficiency and control
- 30% Utilizes solar energy, lowering energy costs and supporting sustainability
- Holds a leading position in the weaving and spinning segment of the market.
- Operates modern plant and machinery ensuring consistent product quality

Opportunities

- The new stitching setup enables the Company to move into value-added products.
- Growing global demand for value-added textile products (garments, home textiles) can be captured through the new stitching setup.
- The Company can expand its product range in emerging domestic and international markets
- Export refinancing schemes and lower long-term interest rates are available
- A diverse product range enables targeting of niche markets.

Weaknesses

- Frequent changes in taxation and trade policies create uncertainty
- Dependence on imported inputs, such as machinery, dyes, and chemicals, exposes the Company to exchange rate fluctuations
- High interest rates raise financing costs and strain working capital.
- Limited investment in research and development
- Low margins on basic and low-end products

Threats

- Climate change and floods affecting cotton crop yield and quality
- Limited availability of high-quality local cotton
- Intense competition from other textile-producing countries
- Economic and political instability
- High interest rates increase the cost of doing business
- Increased compliance and sustainability requirements from international buyers
- Exchange rate volatility increases the cost of imported raw materials

GRAPHICAL ANALYSIS

Statement of Financial Postion Analysis (Assets)
Rupees in '000'

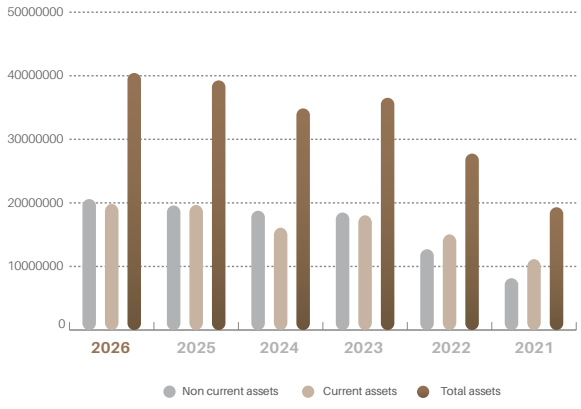

Statement of Financial Postion Analysis (Equity & Liabilities)
Rupees in '000'

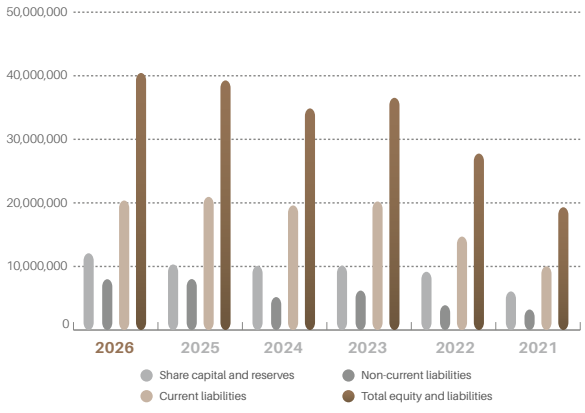

Statement of Profit or Loss Analysis
Rupees in '000'

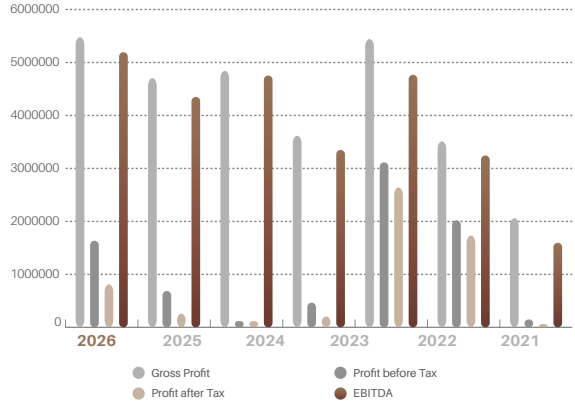

Sales Trend
Rupees in '000'

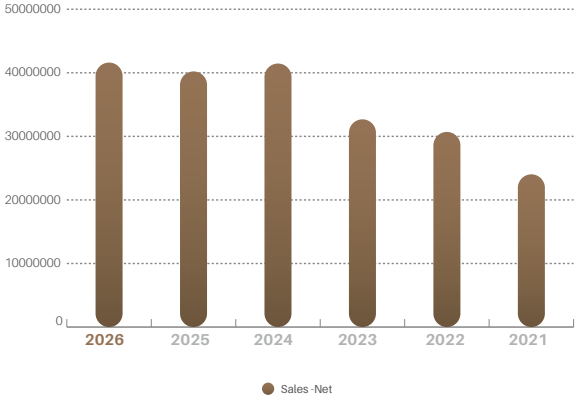

Investor Information
Rupees

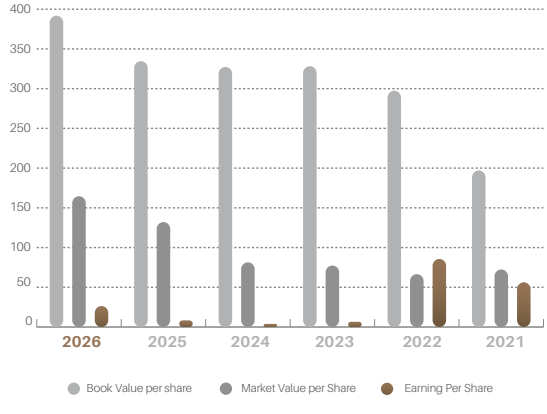

Cash Dividend
Percentage

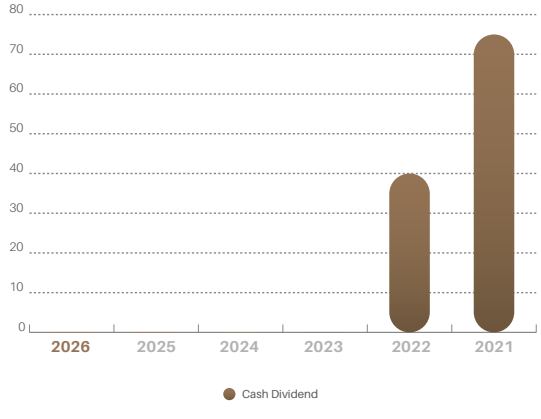

Turnover Ratio

Times

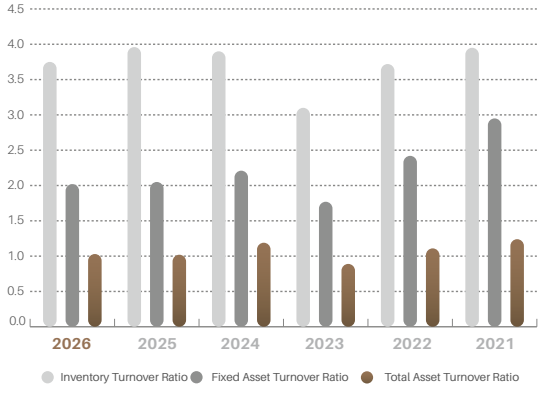

Return on Equity

Percentage

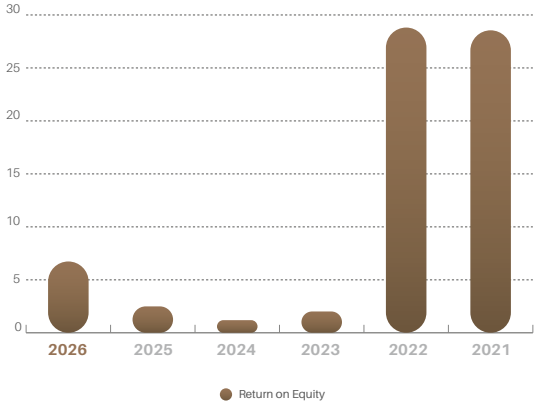

Weavinng

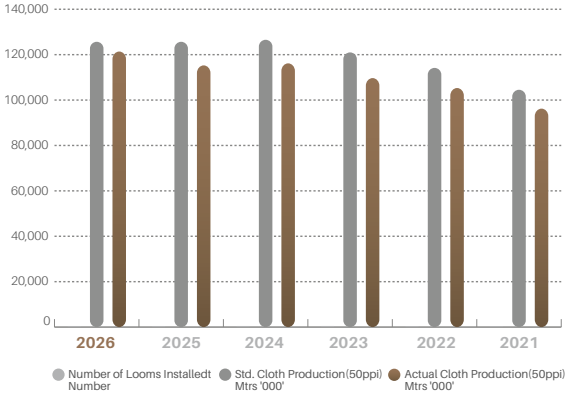

Spining Analysis

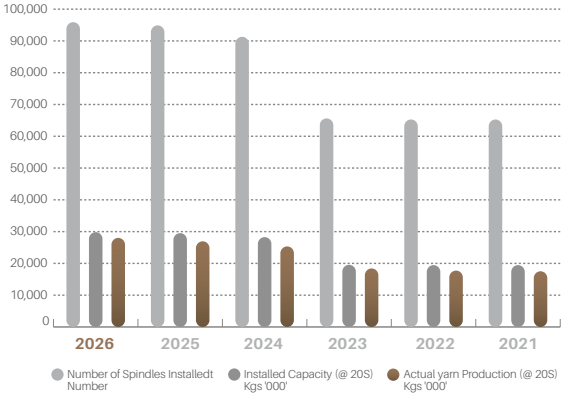

2026

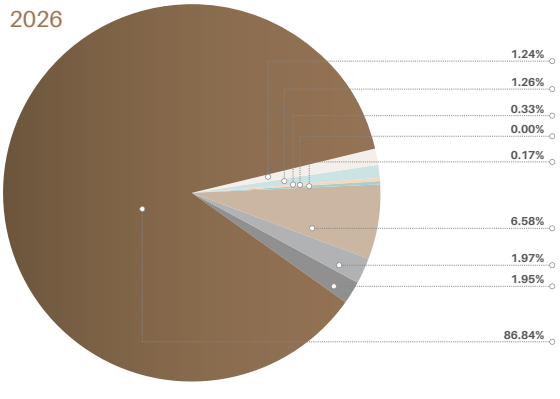

2025

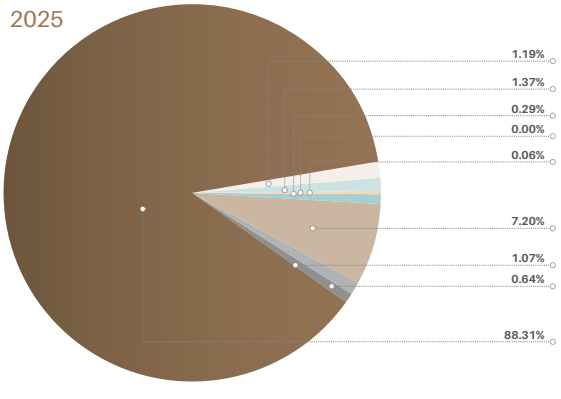

Cost of sales · Distribution and marketing exp · Administration exp. · Other operating exp. · Loss on investment in associate
Other income · Finance cost · Taxation · Profit / (loss) after tax

STATEMENT OF COMPLIANCE

With Listed Companies (Code Of Corporate Governance) Regulations, 2019

Name of the Company: **Reliance Weaving Mills Limited**
Year Ended: **June 30, 2026**

The Company has complied with the requirements of the Regulations in the following manner:

1. The total number of directors are eight as per the following:

   a. Male: Seven
   b. Female: One

2. The composition of the Board is as follows:

Independent Directors*	Mr. Imran Bashir Mr. Shoaib Ahmad Khan
Non-Executive Directors	Mr. Fawad Ahmed Mukhtar Mr. Abbas Mukhtar
Executive Director**	Mr. Faisal Ahmed Mr. Muhammad Mukhtar Sheikh Mr. Muhammad Fazeel Mukhtar
Female Director	Mrs. Fatima Fazal

   The directors have confirmed that none of them is serving as a director on more than seven listed companies, including this company;

4. The company has prepared a code of conduct and has ensured that appropriate steps have been taken to disseminate it throughout the company along with its supporting policies and procedures;

5. The Board has developed a vision/mission statement, overall corporate strategy and significant policies of the company. The Board has ensured that a complete record of particulars of the significant policies along with their date of approval or updating is maintained by the company;

6. All the powers of the Board have been duly exercised and decisions on relevant matters have been taken by Board / shareholders as empowered by the relevant provisions of the Companies Act, 2017 (the "Act") and the Regulations;

7. The meetings of the Board were presided over by the Chairman and, in his absence, by a director elected by the Board for this purpose. The Board has complied with the requirements of Act and the Regulations with respect to frequency, recording and circulating minutes of meeting of the Board;

8. The Board have a formal policy and transparent procedures for remuneration of directors in accordance with the Act and the Regulations;

9. Out of eight directors, four directors have completed the Directors' Training Program (DTP) whereas two directors meet the exemption criteria. The Company has planned to arrange DTP for remaining two Director before the close of the current calendar year.

10. The Board has approved the appointment of chief financial officer, company secretary and head of internal audit, including their remuneration and terms & conditions of employment and complied with relevant requirements of the Regulations;

11. Chief Financial Officer and Chief Executive Officer duly endorsed the financial statements before approval of the Board;

12. The Board has formed following committees comprising of members given below:

A. Audit Committee:

Mr. Imran Bashir	Chairman
Mr. Shoaib Ahmad Khan	Member
Mr. Abbas Mukhtar	Member

B. HR and Remuneration Committee:

Mr. Shoaib Ahmad Khan	Chairman
Mr. Imran Bashir	Member
Mr. Muhammad Fazeel Mukhtar	Member

C. Risk Management Committee:

Mr. Faisal Ahmed	Chairman
Mr. Imran Bashir	Member
Mr. Shoaib Ahmad Khan	Member

D. Nomination Committee:

Mr. Fawad Ahmed Mukhtar	Chairman
Mr. Faisal Ahmed	Member
Mr. Muhammad Fazeel Mukhtar	Member

13. The terms of reference of the aforesaid committees have been formed, documented and advised to the committee for compliance;

14. The frequency of the meetings of the committees were as per following:

Committee	Frequency	Meetings Held During The Year
Audit Committee	Quarterly	04
HR and Remuneration Committee	On required basis	01

15. The Board has set up an effective internal audit function who are considered suitably qualified and experienced for the purpose and are conversant with the policies and procedures of the company;

16. The statutory auditors of the company have confirmed that they have been given a satisfactory rating under the Quality Control Review program of the Institute of Chartered Accountants of Pakistan (ICAP) and registered with Audit Oversight Board of Pakistan, that they and all their partners are in compliance with International Federation of Accountants (IFAC) guidelines on code of ethics as adopted by the ICAP and that they and the partners of the firm involved in the audit are not a close relative (spouse, parent, dependent and non-dependent children) of the chief executive officer, chief financial officer, head of internal audit, company secretary or director of the company;

17. The statutory auditors or the persons associated with them have not been appointed to provide other services except in accordance with the Act, these Regulations or any other regulatory requirement and the auditors have confirmed that they have observed IFAC guidelines in this regard;

18. We confirm that all requirements of the regulations 3,6,7,8,27,32,33 and 36 of the Regulations 2019 have been complied with.

19. Explanation with requirements other than regulations 3,6,7,8,27,32,33 and 36 are below:

    * The Board of Directors comprised of eight members, hence it fulfills the requirement of minimum two independent directors and the fraction (0.67) for independent directors has not been rounded up as one. Further, the existing independent directors have the requisite skills and knowledge to take independent decision.

    ** The Board comprises eight (8) directors, one-third of which works out to 2.67. The Company has three (3) Executive Directors, including the Chief Executive Officer, and has rounded up the fractional number to three (3) to ensure adequate management representation on the Board and support effective decision-making.

Non-Mandatory Requirement	Explanation
The Company may post on its website key elements of its significant policies including DE&I and protection against harassment at workplace, as advised by SECP vide its SRO 920(1)/2024 dated June 12, 2024.	As per the regulations, the Company intends to add the gist of its policy on DE&I & protection against harassment at workplace.
The Board may establish a dedicated sustainability committee having at least one female director or assign additional responsibilities to an existing board committee.	In line with this, the management is currently deliberating and compliance will be made in due course of time.
Companies are also encouraged to arrange training for at-least one female executive every year under Directors' Training Program and one Head of the Department	The Company Secretary and Head of Internal Audit have already completed the Directors' Training Program (DTP) in the previous years and the Company will arrange DTP for the Head of the Departments in the coming years.

Faisal Ahmed
Chief Executive Officer

Fawad Ahmed Mukhtar
Chairman

FINANCIAL STATEMENTS

year ended June 30, 2026

INDEPENDENT AUDITORS' REVIEW REPORT

To The Members of Reliance Weaving Mills Limited
Review Report on the Statement of Compliance contained in Listed Companies (Code of Corporate Governance) Regulations, 2019

We have reviewed the enclosed Statement of Compliance with the Listed Companies (Code of Corporate Governance) Regulations, 2019 (the Regulations) prepared by the Board of Directors of **RELIANCE WEAVING MILLS LIMITED** (the Company) for the year ended June 30, 2026 in accordance with the requirements of regulation 36 of the Regulations.

The responsibility for compliance with the Regulations is that of the Board of Directors of the Company. Our responsibility is to review whether the Statement of Compliance reflects the status of the Company's compliance with the provisions of the Regulations and report if it does not and to highlight any non-compliance with the requirements of the Regulations. A review is limited primarily to inquiries of the Company's personnel and review of various documents prepared by the Company to comply with the Regulations.

As a part of our audit of the financial statements we are required to obtain an understanding of the accounting and internal control systems sufficient to plan the audit and develop an effective audit approach. We are not required to consider whether the Board of Directors' statement on internal control covers all risks and controls or to form an opinion on the effectiveness of such internal controls, the Company's corporate governance procedures and risks.

The Regulations require the Company to place before the Audit Committee, and upon recommendation of the Audit Committee, place before the Board of Directors for their review and approval, its related party transactions. We are only required and have ensured compliance of this requirement to the extent of the approval of the related party transactions by the Board of Directors upon recommendation of the Audit Committee.

Based on our review, nothing has come to our attention which causes us to believe that the Statement of Compliance does not appropriately reflect the Company's compliance, in all material respects, with the requirements contained in the Regulations as applicable to the Company for the year ended June 30, 2026.

Shinewing Hameed Chaudhri & Co.

SHINEWING HAMEED CHAUDHRI & CO.,
CHARTERED ACCOUNTANTS
MULTAN

DATED: OCTOBER 03, 2026
UDIN: CR202610162IE5snHTBF

INDEPENDENT AUDITORS' REPORT

To The Members of Reliance Weaving Mills Limited

Report on the Audit of the Financial Statements

Opinion

We have audited the annexed financial statements of Reliance Weaving Mills Limited (the Company), which comprise the statement of financial position as at June 30, 2026, and the statement of profit or loss, the statement of comprehensive income, the statement of changes in equity, the statement of cash flows for the year then ended, and notes to the financial statements, including material accounting policy information and other explanatory information, and we state that we have obtained all the information and explanations which, to the best of our knowledge and belief, were necessary for the purposes of the audit.

In our opinion and to the best of our information and according to the explanations given to us, the statement of financial position, the statement of profit or loss, the statement of comprehensive income, the statement of changes in equity and the statement of cash flows together with the notes forming part thereof conform with the accounting and reporting standards as applicable in Pakistan and give the information required by the Companies Act, 2017 (XIX of 2017), in the manner so required and respectively give a true and fair view of the state of the Company's affairs as at June 30, 2026 and of the profit, other comprehensive income, the changes in equity and its cash flows for the year then ended.

Basis for Opinion

We conducted our audit in accordance with International Standards on Auditing (ISAs) as applicable in Pakistan. Our responsibilities under those standards are further described in the Auditors' Responsibilities for the Audit of the Financial Statements section of our report. We are independent of the Company in accordance with the International Ethics Standards Board for Accountants' Code of Ethics for Professional Accountants as adopted by the Institute of Chartered Accountants of Pakistan (the Code) and we have fulfilled our other ethical responsibilities in accordance with the Code. We believe that the audit evidence we have obtained is sufficient and appropriate to provide a basis for our opinion.

Key Audit Matters

Key audit matters are those matters that, in our professional judgment, were of most significance in our audit of the financial statements of the current year. These matters were addressed in the context of our audit of the financial statements as a whole, and in forming our opinion thereon, and we do not provide a separate opinion on these matters.

Following are the Key Audit Matters:

Sr. No.	Key Audit Matters	How the matter was addressed in our audit
1.	**Revenue**	
	As described in note 4.19 and note 30, the Company generates revenue from the sale of goods to domestic as well as export customers. During the year ended 30 June 2026, the Company generated net revenue of Rs. 41.612 billion as compared to Rs. 40.220 billion during the previous year, which represents an increase of approximately 3.46% as compared to the preceding year. Considering the significance of amounts involved and that the revenue is a key indicator of the performance of the Company, we have considered revenue recognition as a key audit matter.	Our audit procedures to assess recognition of revenue, amongst others, included the following: – obtained an understanding of the Company's processes and related internal controls for revenue recognition and on a sample basis, tested the effectiveness of those controls, specifically in relation to recognition of revenue and timing thereof; – evaluated the appropriateness of the Company's revenue recognition policies, in accordance with IFRS 15; – reviewed, on a sample basis, sales transactions near the reporting date to assess whether transactions were recorded in relevant accounting year; – performed substantive analytical procedures including developing an expectation of the current year revenue based on trend analysis information taking into account historical sales and market patterns; – correlated the revenue transactions with movement in receivables and monetary balances and compared with the results from our balance confirmation procedures;

Sr No	Key Audit Matters	How the matter was addressed in our audit
		– reconciled revenue recorded in the books of account on a sample basis with underlying accounting records including dispatch and delivery documents; and – reviewed and assessed the adequacy of related disclosures made in the financial statements in accordance with the applicable financial reporting standards and the Companies Act, 2017.
2.	**Valuation of stock-in-trade**	
	The value of stock-in-trade at the reporting date aggregated Rs. 10.419 billion representing approximately 53% of the Company's total current assets. Stock-in-trade at the reporting date mainly included raw materials, work-in-process and finished goods (note 10). The valuation of finished goods at cost has different components, which includes judgment and assumptions in relation to the allocation of labour and other various overheads incurred in bringing the inventories to their present location and conditions. Judgment has also been exercised by the management in determining the net realizable value of finished goods. We identified this matter as key in our audit due to the judgment and assumptions applied by the Company's management in determining the cost and net realizable value of stock-in-trade at the reporting date.	Our audit procedures included the following: Assessed the appropriateness of management assumptions applied in calculating the value of stock-in-trade and validated the valuation by taking the following steps: – assessed whether the Company's accounting policy for inventory valuation was in line with the applicable financial reporting standards; – attended inventory count at the year-end and reconciled physical inventory with inventory lists provided to ensure completeness of data; – assessed historical cost recorded in inventory valuation by checking purchase invoices on sample basis; – tested reasonability of assumptions applied by the management in allocation of labour and other various overhead costs to inventories; and – performed net realizable value test to assess whether cost of inventories exceeded its net realizable value by detailed review of subsequent sale invoices.
3.	**Financing obligations and compliance with related covenant requirements**	
	At the reporting date, the Company has outstanding long term financing facilities aggregating Rs. 8.902 billion which constitutes approximately 31% of total liabilities of the Company. The Company's key operating / performance indicators including liquidity, gearing and finance cost are directly influenced by the additions to the portfolio of financing. Further, the financing arrangements entail additional financial and non-financial covenants for the Company to comply with. The significance of financing obtained along with the sensitivity of compliance with underlying financing covenants are considered a key area of focus during the audit and therefore, we have identified this as a key audit matter.	Our audit procedures included the following: – reviewed terms and conditions of financing agreements entered into by the Company with various banks and financial institutions; – circularized direct balance confirmations to banks and financial institutions and verified receipts and payments from relevant statements; – reviewed maturity analysis of financing to ascertain the classification of financing as per their remaining maturities; – assessed the status of compliance with financing covenants and also inquired from the management with regard to their ability to ensure future compliance with the covenants; – assessed the adequacy of disclosures made in respect of the long term financing obligations in the financial statements; and – checked on test basis the calculations of finance cost recognized in the statement of profit or loss.

Information Other than the Financial Statements and Auditors' Report Thereon

Management is responsible for the other information. The other information comprises the information included in the Annual Report, but does not include the financial statements and our auditors' report thereon.

Our opinion on the financial statements does not cover the other information and we do not express any form of assurance conclusion thereon.

In connection with our audit of the financial statements, our responsibility is to read the other information and, in doing so, consider whether the other information is materially inconsistent with the financial statements or our knowledge obtained in the audit or otherwise appears to be materially misstated. If, based on the work we have performed, we conclude that there is a material misstatement of this other information, we are required to report that fact. We have nothing to report in this regard.

Responsibilities of Management and Board of Directors for the Financial Statements

Management is responsible for the preparation and fair presentation of the financial statements in accordance with the accounting and reporting standards as applicable in Pakistan and the requirements of Companies Act, 2017 (XIX of 2017) and for such internal control as management determines is necessary to enable the preparation of financial statements that are free from material misstatement, whether due to fraud or error.

In preparing the financial statements, management is responsible for assessing the Company's ability to continue as a going concern, disclosing, as applicable, matters related to going concern and using the going concern basis of accounting unless management either intends to liquidate the Company or to cease operations, or has no realistic alternative but to do so.

The Board of Directors are responsible for overseeing the Company's financial reporting process.

Auditors' Responsibilities for the Audit of the Financial Statements

Our objectives are to obtain reasonable assurance about whether the financial statements as a whole are free from material misstatement, whether due to fraud or error, and to issue an auditors' report that includes our opinion. Reasonable assurance is a high level of assurance, but is not a guarantee that an audit conducted in accordance with ISAs as applicable in Pakistan will always detect a material misstatement when it exists. Misstatements can arise from fraud or error and are considered material if, individually or in the aggregate, they could reasonably be expected to influence the economic decisions of users taken on the basis of these financial statements.

As part of an audit in accordance with ISAs as applicable in Pakistan, we exercise professional judgment and maintain professional skepticism throughout the audit. We also:

- Identify and assess the risks of material misstatement of the financial statements, whether due to fraud or error, design and perform audit procedures responsive to those risks, and obtain audit evidence that is sufficient and appropriate to provide a basis for our opinion. The risk of not detecting a material misstatement resulting from fraud is higher than for one resulting from error, as fraud may involve collusion, forgery, intentional omissions, misrepresentations, or the override of internal control.

- Obtain an understanding of internal control relevant to the audit in order to design audit procedures that are appropriate in the circumstances, but not for the purpose of expressing an opinion on the effectiveness of the Company's internal control.

- Evaluate the appropriateness of accounting policies used and the reasonableness of accounting estimates and related disclosures made by management.

- Conclude on the appropriateness of management's use of the going concern basis of accounting and, based on the audit evidence obtained, whether a material uncertainty exists related to events or conditions that may cast significant doubt on the Company's ability to continue as a going concern. If we conclude that a material uncertainty exists, we are required to draw attention in our auditors' report to the related disclosures in the financial statements or, if such

disclosures are inadequate, to modify our opinion. Our conclusions are based on the audit evidence obtained up to the date of our auditors' report. However, future events or conditions may cause the Company to cease to continue as a going concern.

- Evaluate the overall presentation, structure and content of the financial statements, including the disclosures, and whether the financial statements represent the underlying transactions and events in a manner that achieves fair presentation.

We communicate with the Board of Directors regarding, among other matters, the planned scope and timing of the audit and significant audit findings, including any significant deficiencies in internal control that we identify during our audit.

We also provide the Board of Directors with a statement that we have complied with relevant ethical requirements regarding independence, and to communicate with them all relationships and other matters that may reasonably be thought to bear on our independence, and where applicable, related safeguards.

From the matters communicated with the Board of Directors, we determine those matters that were of most significance in the audit of the financial statements of the current year and are therefore the key audit matters. We describe these matters in our auditors' report unless law or regulation precludes public disclosure about the matter or when, in extremely rare circumstances, we determine that a matter should not be communicated in our report because the adverse consequences of doing so would reasonably be expected to outweigh the public interest benefits of such communication.

Report on Other Legal and Regulatory Requirements

Based on our audit, we further report that in our opinion:

a) proper books of account have been kept by the Company as required by the Companies Act, 2017 (XIX of 2017);

b) the statement of financial position, the statement of profit or loss, the statement of comprehensive income, the statement of changes in equity and the statement of cash flows together with the notes thereon have been drawn up in conformity with the Companies Act, 2017 (XIX of 2017) and are in agreement with the books of account and returns;

c) investments made, expenditure incurred and guarantees extended during the year were for the purpose of the Company's business; and

d) no zakat was deductible at source under the Zakat and Ushr Ordinance, 1980 (XVIII of 1980).

The engagement partner on the audit resulting in this independent auditors' report is Talat Javed.

Shinewing Hameed Chaudhri & Co

SHINEWING HAMEED CHAUDHRI & CO.,
CHARTERED ACCOUNTANTS
MULTAN

DATED: OCTOBER 03, 2026
UDIN: AR202610162uRUNyql65

STATEMENT OF FINANCIAL POSITION

As at June 30, 2026

	Note	2026	2025
		(Rupees)	
ASSETS			
Non-current assets			
Property, plant and equipment	5	19,548,737,918	17,653,238,036
Intangible assets	6	-	-
Long term investments	7	747,146,981	1,237,091,282
Long term deposits		63,539,530	29,719,180
Deferred tax asset	8	244,284,601	665,330,669
		20,603,709,030	19,585,379,167
Current assets			
Stores, spares and loose tools	9	724,425,487	604,658,596
Stock-in-trade	10	10,419,303,314	11,879,914,062
Trade debts	11	5,208,512,822	4,503,984,872
Loans and advances	12	703,591,806	657,923,974
Other receivables	13	26,880,202	24,615,793
Short term investments	14	782,259,411	533,471,489
Tax refunds due from the Government	15	1,489,483,269	745,487,587
Cash and bank balances	16	482,181,270	734,653,817
		19,836,637,581	19,684,710,190
TOTAL ASSETS		40,440,346,611	39,270,089,357
SHARE CAPITAL AND RESERVES			
Authorised share capital	17	700,000,000	700,000,000
Issued, subscribed and paid-up share capital	18	308,109,370	308,109,370
Reserves	19	7,527,418,142	7,016,944,830
Revaluation surplus on freehold land - Capital reserve		4,238,368,487	2,984,466,937
		12,073,895,999	10,309,521,137
LIABILITIES			
Non-current liabilities			
Long term finances	20	7,182,586,903	7,453,522,731
Lease liabilities	21	69,144,335	60,032,472
Staff retirement benefits - gratuity	22	509,491,672	500,934,330
Loan from related party	23	231,000,000	-
		7,992,222,910	8,014,489,533
Current liabilities			
Trade and other payables	24	6,256,738,130	6,343,530,534
Unclaimed dividends		12,966,651	12,995,746
Accrued mark-up	25	758,469,622	640,443,873
Short term borrowings	26	11,151,735,610	12,525,871,991
Current portion of non-current liabilities	27	1,755,303,995	911,144,862
Taxation and levies	28	439,013,694	512,091,682
		20,374,227,702	20,946,078,687
Total liabilities		28,366,450,612	28,960,568,220
Contingencies and commitments	29		
TOTAL EQUITY AND LIABILITIES		40,440,346,611	39,270,089,357

The annexed notes 1 to 51 form an integral part of these financial statements.

Chief Executive **Director** **Chief Financial Officer**

STATEMENT OF PROFIT OR LOSS

For the year ended June 30, 2026

	Note	2026	2025
		(Rupees)	
Sales – net	30	41,611,927,192	40,219,998,059
Cost of sales	31	(36,135,947,577)	(35,516,684,215)
Gross profit		5,475,979,615	4,703,313,844
Distribution and marketing expenses	32	(516,242,473)	(479,504,220)
Administrative expenses	33	(523,093,172)	(549,899,720)
Other income	34	72,545,889	24,133,596
Other expenses	35	(137,267,408)	(117,583,685)
Profit from operations		4,371,922,451	3,580,459,816
Finance cost	36	(2,737,592,406)	(2,894,754,007)
		1,634,330,045	685,705,809
Share of loss of associates	7	–	–
Profit before taxation and levies		1,634,330,045	685,705,809
Minimum and final tax levies	37	(351,253,268)	(332,791,639)
Profit before tax		1,283,076,777	352,914,170
Taxation	38	(470,449,222)	(95,921,311)
Profit after taxation and levies		812,627,555	256,992,859
Earnings per share	39	26.37	8.34

The annexed notes 1 to 51 form an integral part of these financial statements.

Chief Executive **Director** **Chief Financial Officer**

STATEMENT OF COMPREHENSIVE INCOME

For the year ended June 30, 2026

	Note	2026	2025
		(Rupees)	
Profit after taxation and levies		812,627,555	256,992,859
Other comprehensive Income :			
Items that will not be reclassified subsequently to profit or loss			
Unrealised loss on remeasurement of investments at fair value through other comprehensive income – net of tax	7 & 14	(332,540,826)	(43,480,393)
Surplus arisen upon revaluation of freehold land	5.2	1,253,901,550	–
Gain on remeasurement of staff retirement benefits – gratuity	22	42,798,004	15,768,767
Impact of tax		(12,411,421)	(4,572,942)
		30,386,583	11,195,825
		951,747,307	(32,284,568)
Total comprehensive income for the year		1,764,374,862	224,708,291

The annexed notes 1 to 51 form an integral part of these financial statements.

Chief Executive **Director** **Chief Financial Officer**

STATEMENT OF CHANGES IN EQUITY

For the year ended June 30, 2026

		Capital Reserves			Revenue		
	Share capital	Share premium	Revaluation surplus on freehold land	Fair value loss on investments at FVTOCI	General reserve	Unappr-opriated profit	Total
	(Rupees)						
Balance as at June 30, 2024	308,109,370	41,081,250	2,984,466,937	(201,506,632)	74,171,959	6,878,489,962	10,084,812,846
Total comprehensive income for the year ended June 30, 2025:							
- profit for the year	-	-	-	-	-	256,992,859	256,992,859
- other comprehensive (loss) / income	-	-	-	(43,480,393)	-	11,195,825	(32,284,568)
	-	-	-	(43,480,393)	-	268,188,684	224,708,291
Balance as at June 30, 2025	308,109,370	41,081,250	2,984,466,937	(244,987,025)	74,171,959	7,146,678,646	10,309,521,137
Total comprehensive income for the year ended June 30, 2026:							
- profit for the year	-	-	-	-	-	812,627,555	812,627,555
- other comprehensive (loss) / income	-	-	1,253,901,550	(332,540,826)	-	30,386,583	951,747,307
	-	-	1,253,901,550	(332,540,826)	-	843,014,138	1,764,374,862
Balance as at June 30, 2026	308,109,370	41,081,250	4,238,368,487	(577,527,851)	74,171,959	7,989,692,784	12,073,895,999

The annexed notes 1 to 51 form an integral part of these financial statements.

Chief Executive **Director** **Chief Financial Officer**

STATEMENT OF CASH FLOWS

For the year ended June 30, 2026

	Note	2026	2025
		(Rupees)	
CASH FLOWS FROM OPERATING ACTIVITIES			
Cash generated from operations	41	5,305,538,020	3,246,058,053
Finance cost paid		(2,614,045,257)	(3,118,452,654)
Workers' profit participation fund paid	24.5	(79,544,707)	-
Taxes and levies paid - net		(634,074,963)	(748,932,433)
Staff retirement benefits paid	22	(110,666,792)	(85,245,730)
Net cash generated from /(used in) operating activities		1,867,206,301	(706,572,763)
CASH FLOWS FROM INVESTING ACTIVITIES			
Fixed capital expenditure		(1,416,965,974)	(1,879,718,806)
Investments made in shares		(63,967,391)	-
Sale proceeds of fixed assets		16,845,669	23,455,487
Long term deposits		(33,820,350)	-
Net cash used in investing activities		(1,497,908,046)	(1,856,263,319)
CASH FLOWS FROM FINANCING ACTIVITIES			
Long term finances - net		571,781,496	2,418,081,317
Lease finances - net		(50,386,822)	(59,587,953)
Loan from related party	23	231,000,000	-
Dividend paid		(29,095)	(204,554)
Short term borrowings - net		(1,374,136,381)	315,191,133
Net cash (used in) / generated from financing activities		(621,770,802)	2,673,479,943
Net (decrease) / increase in cash and cash equivalents		(252,472,547)	110,643,861
Cash and cash equivalents - at beginning of the year		734,653,817	624,009,956
Cash and cash equivalents - at end of the year		482,181,270	734,653,817

The annexed notes 1 to 51 form an integral part of these financial statements.

Chief Executive **Director** **Chief Financial Officer**

NOTES TO THE FINANCIAL STATEMENTS

For the year ended June 30, 2026

1. LEGAL STATUS AND OPERATIONS

Reliance Weaving Mills Limited (the Company) was incorporated in Pakistan as a public limited company on April 07, 1990 under the Companies Ordinance, 1984 (now the Companies Act, 2017) and its shares are quoted on Pakistan Stock Exchange Limited. The Company commenced its operations on May 14, 1990 and is principally engaged in manufacturing and sale of yarn and fabric.

Locations:

Registered office: Second Floor, Trust Plaza, L.M.Q. Road, Multan.

Marketing and sales office: R#628 6Th Floor Pakistan Stock Exchange, I. I. Chundrigar Road Karachi.

Manufacturing facilities are located at:

- Fazalpur Khanewal Road, Multan.
- Chak Beli Khan Road, Rawat, Rawalpindi.

2. BASIS OF PREPARATION

2.1 Statement of compliance

These financial statements have been prepared in accordance with the accounting and reporting standards as applicable in Pakistan. The accounting and reporting standards applicable in Pakistan comprise of:

- International Financial Reporting Standards (IFRSs) issued by the International Accounting Standards Board (IASB) as notified under the Companies Act, 2017; and
- Provisions of directives and notifications issued under the Companies Act, 2017.

Where provisions of, directives and notifications issued under the Companies Act, 2017 differ from the IFRSs, the provisions of directives and notifications issued under the Companies Act, 2017 have been followed.

2.2 Accounting convention

These financial statements have been prepared under the historical cost convention, except where otherwise specifically stated.

2.3 Functional and presentation currency

Items included in the financial statements are measured using the currency of the primary economic environment in which the Company operates. These financial statements are presented in Pak Rupees, which is the Company's functional currency. All financial information has been rounded off to the nearest Rupee unless otherwise stated.

2.4 Critical accounting estimates, assumptions and judgments

In preparing these financial statements, management has made judgments, estimates and assumptions that affect the application of the Company's accounting policies and the reported amounts of assets, liabilities, income and expenses. Actual results may differ from these estimates.

Estimates and underlying assumptions are reviewed on an on-going basis. Revisions to estimates are recognised prospectively.

The areas where various assumptions and estimates are significant to the Company's financial statements or where judgment was exercised in application of accounting policies are as follows:

- Useful lives, residual values and depreciation method of property, plant and equipment – notes 4.1 & 5.1.
- Useful lives, residual values and amortisation method of intangible assets – notes 4.2 & 6.
- Provision for impairment of inventories – notes 4.4, 4.5, 9 & 10.
- Provision for impairment of trade debts and other receivables – note 4.6 & 11.1.
- Impairment loss of non-financial assets other than inventories – note 4.8.
- Obligation of staff retirement benefits (gratuity) – notes 4.10 & 22.
- Estimation of provisions – note 4.12.
- Estimation of contingent liabilities – notes 4.13 & 29.
- Current income tax expense and levies, provision for current tax, levies and recognition of deferred tax asset (for carried forward tax losses) – notes 4.15, 28, 37 & 38.

2.5 No critical judgment has been used in applying the accounting policies.

3. INITIAL APPLICATION OF STANDARDS, AMENDMENTS OR INTERPRETATIONS TO EXISTING STANDARDS

The following amendments to existing standards have been published that are applicable to the Company's financial statements covering annual periods, beginning on or after the following dates:

3.1 Standards, amendments and interpretations to accounting and reporting standards that became effective during the year

The following amendments are effective for the year ended June 30, 2026. These amendments are either not relevant to the Company's operations or are not expected to have significant impact on the Company's financial statements other than certain additional disclosures.

- Lack of Exchangeability (Amendments to IAS 21)

3.2 Standards, amendments and interpretations to existing standards that are not yet effective and have not been early adopted by the Company:

	Description	Annual periods beginning on or after
-	Amendments IFRS 9 and IFRS 7 regarding the classification and measurement of financial instruments	January 1, 2026
-	Amendments to IFRS 9 and IFRS 7 regarding power purchase arrangements IFRS 17 – Insurance Contracts (including the June 2020 and December 2021 Amendments to IFRS 17)	January 1, 2026
-	IFRS 19 Subsidiaries without Public Accountability: Disclosures	January 1, 2027

In April 2024, the IASB issued IFRS 18, which replaces IAS 1 Presentation of Financial Statements. IFRS 18 introduces new requirements for presentation within the statement of profit or loss, including specified totals and subtotals. Furthermore, entities are required to classify all income and expenses within the statement of profit or loss into one of five categories: operating, investing, financing, income taxes and discontinued operations, whereof the first three are new.

The standard requires disclosure of newly defined management-defined performance measures, subtotals of income and expenses, and it also includes new requirements for aggregation and disaggregation of financial information based on the identified 'roles' of the primary financial statements (PFS) and the notes.

IFRS 18, and the amendments to the other standards, are effective for reporting periods beginning on or after 1 January 2027, but earlier application is permitted and must be disclosed. IFRS 18 will apply retrospectively.

The above standards, amendments to approved accounting standards and interpretations are not likely to have any material impact on the Company's fnancial statements other than in presentation / disclosures.

3.3. Other than the aforesaid standards, interpretations and amendments, International Accounting Standards Board (IASB) has also issued the following standards and interpretation, which have not been notifed locally or declared exempt by the Securities and Exchange Commission of Pakistan (SECP) as at June 30, 2026:

- IFRS 1 First-time Adoption of International Financial Reporting Standards
- IFRS 20 Regulatory Assets and Regulatory Liabilities

4. MATERIAL ACCOUNTING POLICY INFORMATION

The material accounting policy information has been presented as follows:

4.1 Property, plant and equipment

(a) Owned

Measurement

Items of property, plant and equipment other than freehold land and capital work-in-progress are measured at cost less accumulated depreciation and impairment loss, if any. Freehold land is stated at revalued amount whereas capital work-in-progress is stated at cost including, where relevant, related finance costs less impairment loss, if any.

Subsequent costs are included in the asset's carrying amount or recognised as a separate asset, as appropriate, only when it is probable that future economic benefits associated with the asset will flow to the Company and the cost of the asset can be measured reliably. The carrying amount of the replaced part is derecognised. Normal repairs and maintenance are charged to statement of profit or loss as and when incurred.

Revaluation

Increases in the carrying amounts arising on revaluation of freehold land are recognised in statement of other comprehensive income and accumulated in reserves in shareholders' equity. To the extent that the increase reverses a decrease previously recognised in statement of profit or loss, the increase is first recognised in statement of profit or loss. Decreases that reverse previous increases of the same asset are first recognised in statement of other comprehensive income to the extent of the remaining surplus attributable to the asset; all other decreases are charged to statement of profit or loss.

Depreciation

Depreciation is charged so as to write-off the cost of assets (other than freehold land, vehicles and capital work-in-progress) over their remaining useful lives using the reducing balance method and depreciation on vehicles is charged using straight line method at rates specified in note 5.1 to the financial statements.

Depreciation on additions to property, plant and equipment is charged from the date an asset is available for use while no depreciation is charged when the asset is disposed-off.

Disposal

Gain or loss arising on disposal or retirement of an item of property, plant and equipment is determined as the difference between the sale proceeds and the carrying amount of the asset and is recognised in other income or other operating expenses in the statement of profit or loss. In case of the sale of revalued freehold land, the attributable revaluation surplus remaining in the revaluation surplus on freehold land is transferred directly to unappropriated profit.

Judgment and estimates

The useful lives, residual values and depreciation method are reviewed and adjusted, if appropriate, at each year-end. The effect of any change in estimates is accounted for on a prospective basis.

(b) Right of use assets and related liabilities

The Company leases head office building and vehicles for management use. At the inception of a contract, the Company assesses whether a contract is, or contains, a lease based on whether the contract conveys the right to control the use of an identified asset for a period of time in exchange for consideration. Lease terms are negotiated on an individual basis and contain a wide range of different terms and conditions. The extension and termination options are incorporated in determination of lease term only when the Company is reasonably certain to exercise these options.

Leases are recognised as right-of-use assets and corresponding liabilities at the date at which the leased assets are available for use by the Company.

The lease liabilities are initially measured at the present value of the remaining lease payments at the commencement date, discounted using the interest rate implicit in the lease, or if that rate cannot be readily determined, the Company's incremental borrowing rate. Generally, the Company uses its incremental borrowing rate as the discount rate. At initial recognition, liabilities have been discounted using the Company's incremental borrowing rates ranging from 11.32% to 25.68%. Lease payment includes fixed payments with annual increments. The lease liabilities are subsequently measured at amortised cost using the effective interest rate.

Right-of-use assets are initially measured based on the initial amount of the lease liabilities adjusted for any lease payments made at or before the commencement date, plus any initial direct costs incurred. The right-of-use assets are depreciated on a straight line method over the lease term as this method most closely reflects the expected pattern of consumption of future economic benefits. The carrying amount of the right-of-use asset is reduced by impairment losses, if any. At transition, the Company recognised right to use assets equal to the present value of lease payments.

Payments associated with short-term leases and leases of low-value assets are recognised on a straight-line basis as an expense in profit or loss. Short-term leases are leases with a lease term of 12 months or less.

4.2 Intangible assets

Measurement

Intangible assets are measured at cost less accumulated amortisation and accumulated impairment losses. Amortisation is charged so as to allocate the cost of assets over their estimated useful lives, using the straight-line method at the rate specified in note 6.1 to the financial statements.

Amortisation on additions is charged from the date the assets are put to use while no amortisation is charged from the date in which the assets are disposed-off.

Gain and losses on disposal of such assets, if any, are included in the statement of profit or loss.

Judgment and estimates

The useful lives, residual values and amortisation method are reviewed and adjusted, if appropriate, at each year-end. The effect of any change in estimate is accounted for on a prospective basis.

4.3 Investments in equity instruments of Associated Companies

Associated Companies, where the Company holds 20% or more of the voting power of the investee company and where the Company has significant influence, but not control, over the financial and operating policies, are accounted for using the equity method.

Under equity method, the investments in Associated Companies are initially recognised at cost and the carrying amounts are increased or decreased to recognise the Company's share of profit or loss of the Associated Companies after the date of acquisition. The Company's share of profit or loss of the Associated Companies is recognised in the Company's statement of profit or loss. Distributions received from Associated Companies reduce the carrying amount of investments. Adjustments to the carrying amounts are also made for changes in the Company's proportionate interest in the Associated Companies arising from changes in the Associated Companies' equity that have not been recognised in the Associated Companies' profit or loss. The Company's share of those changes is recognised directly in equity of the Company.

The carrying amount of investments is tested for impairment by comparing its recoverable amount (higher of value in use and fair value less cost to sell) with its carrying amount and loss, if any, is recognised in statement of profit or loss.

4.4 Stores, spares and loose tools

Usable stores, spares and loose tools are valued principally at weighted average cost, while items considered obsolete are carried at nil value. Items in transit are valued at cost comprising invoice value plus other charges paid thereon.

4.5 Stock-in-trade

These are stated at the lower of cost and net realisable value except for waste stock, which is valued at net realisable value.

Cost has been determined as follows:

– Raw materials	Weighted average cost
– Work in process and finished goods	Cost of direct materials, labour and appropriate manufacturing overheads.

Materials in transit comprise of invoice value plus other charges paid thereon.

Net realisable value signifies the estimated selling price in the ordinary course of business less costs necessarily to be incurred in order to make a sale.

Judgment and estimates
Inventory write-down is made based on the current market conditions, historical experience and selling goods of similar nature. It could change significantly as a result of changes in market conditions. A review is made periodically on inventories for excess inventories, obsolescence and declines in net realisable value and an allowance is recorded against the inventory balances for any such declines.

4.6 Trade debts and other receivables

Trade debts are initially recognised at original invoice amount, which is the fair value of consideration to be received in future and subsequently measured at cost less allowance for Expected Credit Loss (ECL). Carrying amounts of trade debts and other receivables are assessed at each reporting date and allowance is made for doubtful debts and receivables when collection of the amount is no longer probable. Debts and receivables considered irrecoverable are written-off.

4.7 Cash and cash equivalents

Cash and cash equivalents are carried in the statement of financial position at cost. For the purpose of statement of cash flows, cash and cash equivalents consist of cash-in-hand and balances with banks.

4.8 Impairment of non-financial assets other than inventories

The assets that are subject to depreciation are assessed at each reporting date to determine whether there is any indication that the assets are impaired. If there is an indication of possible impairment, the recoverable amount of the asset is estimated and compared with its carrying amount. The recoverable amount is the higher of an asset's fair value less cost to sell and value in use.

An impairment loss is recognised if the carrying amount of an asset exceeds its estimated recoverable amount. The impairment loss is recognised in the statement of profit or loss, unless the relevant asset is carried at a revalued amount, in which case the impairment loss is treated as a revaluation decrease.

An impairment loss is reversed only to the extent that the asset carrying amount does not exceed the carrying amount that would have been determined, net of depreciation, if no impairment loss had been recognised. The Company recognises the reversal immediately in the statement of profit or loss, unless the asset is carried at a revalued amount in accordance with the revaluation model. Any reversal of an impairment loss of a revalued asset is treated as a revaluation increase.

4.9 Borrowings and borrowing costs

Interest bearing borrowings are recognised initially at fair value less attributable transaction cost. Subsequent to initial recognition, these are stated at amortised cost with any difference between cost and redemption value being recognised in the statement of profit or loss over the period of the borrowings on an effective interest basis.

Borrowing costs incurred on long term finances directly attributable for the construction / acquisition of qualifying assets are capitalised up to the date the respective assets are available for intended use. All other mark-up, interest and other related charges are taken to the statement of profit or loss.

4.10 Staff retirement benefits

The Company operates an un-funded retirement gratuity scheme for its eligible employees. Provision for gratuity is made annually to cover obligation under the scheme in accordance with the actuarial recommendations. Latest actuarial valuation was conducted on June 30, 2026 on the basis of the projected unit credit method by an independent Actuary.

Actuarial gains and losses are recognised in the statement of comprehensive income in the period in which these occur and past-service costs are recognised immediately in the statement of profit or loss.

4.11 Trade and other payables

Trade and other payables are initially measured at cost, which is the fair value of the consideration to be paid in future for goods and services, whether or not billed to the Company.

4.12 Provisions

Provisions are recognised when the Company has a present obligation, legal or constructive, as a result of a past event, it is probable that the Company will be required to settle the obligation, and a reliable estimate can be made of the amount of obligation.

The amount recognised as a provision is the best estimate of the consideration required to settle the present obligation at the end of reporting period, taking into account the risks and uncertainties surrounding the obligation.

4.13 Contingent liabilities

A contingent liability is disclosed when the Company:

- has a possible obligation as a result of past events, whose existence will be confirmed only by the occurrence or non-occurrence, of one or more uncertain future events not wholly within the control of the Company; or
- has a present legal or constructive obligation that arises from past events, but it is not probable that an outflow of resources embodying economic benefits will be required to settle the obligation, or the amount of the obligation cannot be measured with sufficient reliability.

4.14 Derivative financial instruments and hedging activities

These are initially recorded at fair value on the date on which a derivative contract is entered into and subsequently measured at fair value. The method of recognising the resulting gain or loss depends on whether the derivative is designated as a hedging instrument, and if so, the nature of the item being hedged. The Company designates certain derivatives as cash flow hedges.

The Company documents at the inception of the transaction the relationship between the hedging instruments and hedged items, as well as its risk management objective and strategy for undertaking various hedge transactions. The Company also documents its assessment, both at hedge inception and on an on going basis, of whether the derivatives that are used in hedging transactions are highly effective in offsetting changes in cash flow of hedged items. Derivatives are carried as asset when the fair value is positive and liabilities when the fair value is negative.

The effective portion of changes in the fair value of derivatives that are designated and qualify as cash flow hedges are recognised in statement of other comprehensive income. The gain or loss relating to the ineffective portion is recognised immediately in statement of profit or loss.

Amounts accumulated in statement of other comprehensive income are recognised in statement of profit or loss in the periods when the hedged item will effect statement of profit or loss. However, when the forecast hedged transaction results in the recognition of a non-financial asset or a liability, the gains and losses previously deferred in statement of other comprehensive income are transferred from statement of other comprehensive income and included in the initial measurement of the cost of the asset or liability.

Any gains or losses arising from change in fair value derivatives that do not qualify for hedge accounting are taken directly to the statement of profit or loss.

4.15 Taxation

(a) Current

Charge for current taxation is based on taxable income at the current rates of taxation after taking into account tax credits and tax rebates available, if any.

(b) Levy

Tax charged under Income Tax Ordinance, 2001 which is not based on taxable income or any amount paid / payable in excess of the calculation based on taxable income or any minimum tax which is not adjustable against future income tax liability is classified as levy in the statement of profit or loss and other comprehensive income as these levies fall under the scope of IFRIC 21/IAS 37.

(c) Deferred

The Company accounts for deferred taxation using the liability method on temporary differences arising between the tax base of assets and liabilities and their carrying amounts in the financial statements. Deferred tax liability is recognised for taxable temporary differences and deferred tax asset is recognised to the extent that it is probable that taxable profits will be available against which the deductible temporary differences, unused tax losses and tax credits can be utilised. Deferred tax is charged or credited to the statement of profit or loss.

Deferred tax is measured at the tax rates that are expected to be applied to the temporary differences when they reverse, based on the laws that have been enacted or substantively enacted by the reporting date.

Deferred tax assets are reviewed at each reporting date and are reduced to the extent that it is no longer probable that the related tax benefit will be realised.

Deferred tax assets and liabilities are offset if there is a legally enforceable right to set off current tax assets against current tax liabilities, and they relate to income taxes levied by the same tax authority.

4.16 Dividend and appropriation to reserves

Dividend distribution to the Company's shareholders and appropriation to reserves are recognised in the period in which these are approved.

4.17 Financial instruments

Financial assets and financial liabilities are recognised in the statement of financial position when the Company becomes a party to the contractual provisions of the instrument. All the financial assets are derecognised at the time when the Company looses control of the contractual rights that comprise the financial assets. All financial liabilities are derecognised at the time when they are extinguished that is, when the obligation specified in the contract is discharged, cancelled, or expires. Any gains or losses on de-recognition of the financial assets and financial liabilities are taken to the statement of profit or loss.

(a) Financial assets

Classification

The Company classifies its financial assets in the following measurement categories:

i) amortised cost where the effective interest rate method is applied;

ii) fair value through profit or loss; and

iii) fair value through other comprehensive income.

The classification depends on the Company's business model for managing the financial assets and the contractual terms of the cash flows.

For assets measured at fair value, gains and losses are either recorded in statement of profit or loss or other comprehensive income (OCI). For investments in equity instruments that are not held for trading, this depends on whether the Company has made an irrevocable election at the time of initial recognition to account for the equity investments at fair value through other comprehensive income (FVOCI). The Company reclassifies debt investments when and only when its business model for managing those assets changes.

Recognition and derecognition

Regular way purchases and sales of financial assets are recognised on trade-date, the date on which the Company commits to purchase or sell the asset. Further, financial assets are derecognised when the right to receive cash flows from the financial assets have expired or have been transferred and the Company has transferred substantially all the risks and rewards of ownership.

Measurement

At initial recognition, the Company measures a financial asset at its fair value plus, in the case of a financial asset not at fair value through profit or loss (FVTPL), transaction costs that are directly attributable to the acquisition of the financial asset. Transaction costs of financial assets carried at FVTPL are expensed in the statement of profit or loss.

Debt instruments

Subsequent measurement of debt instruments depends on the Company's business model for managing the asset and the cash flow characteristics of the asset. There are three measurement categories into which the Company classifies its debt instruments:

i) Amortised cost

Assets that are held for collection of contractual cash flows, where the contractual terms of the financial assets give rise on specified dates to cash flows that represent solely payments of principal and interest, are measured at amortised cost. Interest income from these financial assets is included in finance income using the effective interest rate method. Any gain or loss arising on derecognition is recognised directly in profit or loss and presented in other income together with foreign exchange gains and losses. Impairment losses are presented as separate line item in the profit or loss.

ii) Fair value through other comprehensive income (FVTOCI)

Assets that are held for collection of contractual cash flows and for selling the financial assets, where the contractual terms of the financial asset give rise on specified dates to cash flows that represent solely payments of principal and interest, are measured at FVTOCI. Movements in the carrying amount are taken through OCI, except for the recognition of impairment gains or losses, interest revenue and foreign exchange gains and losses which are recognised in profit or loss. When the financial asset is derecognised, the cumulative gain or loss previously recognised in OCI is reclassified from equity to statement of profit or loss and recognised in other income. Interest income from these financial assets is included in finance income using the effective interest rate method. Foreign exchange gains and losses are presented in other income and impairment expenses are presented as separate line item in the statement of profit or loss.

iii) Fair value through profit or loss (FVTPL)

Assets that do not meet the criteria for amortised cost or FVTOCI are measured at FVTPL. A gain or loss on a debt investment that is subsequently measured at FVTPL is recognised in the statement of profit or loss and presented in finance income / cost in the period in which it arises.

Equity instruments

The Company subsequently measures all equity investments at fair value. Where the Company's management has elected to present fair value gains and losses on equity investments in OCI, there is no subsequent reclassification of fair value gains and losses to profit or loss following the derecognition of the investments. Dividends from such investments continue to be recognised in profit or loss as other income when the Company's right to receive payment is established.

Definition of default

The Company considers the following as constituting an event of default for internal credit risk management purposes as historical experience indicates that receivables that meet either of the following criteria are generally not recoverable.

- when there is a breach of financial covenants by the counterparty; or
- information developed internally or obtained from external sources indicates that the debtor is unlikely to pay its creditors, including the Company, in full (without taking into account any collaterals held by the Company).

Impairment of financial assets

The Company assesses on a historical as well as forward-looking basis, the expected credit loss (ECL) as associated with its trade debts. The impairment methodology applied depends on whether there has been a significant increase in credit risk.

Following are financial instruments that are subject to the ECL model:

- Trade debts
- Bank balances

Simplified approach for trade debts

The Company recognises life time ECL on trade debts, using the simplified approach. The measurement of ECL reflects:

- an unbiased and probability-weighted amount that is determined by evaluating a range of possible outcomes;
- reasonable and supportable information that is available at the reporting date about past events, current conditions and forecasts of future economic conditions.

The Company has established a provision matrix that is based on the Company's historical credit loss experience, adjusted for forward looking factors specific to the debtors and the economic environment. When determining whether the credit risk of a financial asset has increased significantly since initial recognition and when estimating ECL, the Company considers reasonable and supportable information that is relevant and available without undue cost or effort. This includes both quantitative and qualitative information and analysis, based on the Company's historical experience and informed credit assessment including forward-looking information.

Recognition of loss allowance

The Company recognises an impairment gain or loss in the statement of profit or loss for all financial instruments with a corresponding adjustment to their carrying amount through a loss allowance account, except for investments in debt instruments that are measured at FVTOCI, for which the loss allowance is recognised in other comprehensive income.

Write-off

The Company writes-off financial assets, in whole or in part, when it has exhausted all practical recovery efforts and has concluded there is no reasonable expectation of recovery. The assessment of no reasonable expectation of recovery is based on unavailability of debtor's sources of income or assets to generate sufficient future cash flows to repay the amount.

The Company may write-off financial assets that are still subject to enforcement activity. Subsequent recoveries of amounts previously written-off result in impairment gains.

Financial Liabilities

b) Classification, initial recognition and subsequent measurement

Financial liabilities are classified in the following categories:

i) fair value through profit or loss; and

ii) other financial liabilities.

The Company determines the classification of its financial liabilities at initial recognition. All financial liabilities are recognised initially at fair value and, in case of other financial liabilities also include directly attributable transaction costs. The subsequent measurement of financial liabilities depends on their classification, as follows:

i) Fair value through profit or loss

Financial liabilities at fair value through profit or loss include financial liabilities held-for trading and financial liabilities designated upon initial recognition as being at fair value through profit or loss. The Company has not designated any financial liability upon recognition as being at fair value through profit or loss.

ii) Other financial liabilities

After initial recognition, other financial liabilities which are interest bearing subsequently measured at amortised cost, using the effective interest rate method. Gains and losses are recognised in profit or loss for the year, when the liabilities are derecognised as well as through effective interest rate amortisation process.

Derecognition of financial liabilities

The Company derecognises financial liabilities when and only when the Company's obligations are discharged, cancelled or expired.

Offsetting of financial assets and financial liabilities

Financial assets and liabilities are offset and the net amount presented in the statement of financial position when there is a legally enforceable right to offset the recognised amount and there is an intention to settle on a net basis, or realise the asset and settle the liability simultaneously.

4.18 Foreign currency transactions

Foreign currency transactions are recorded in Pak Rupee using the exchange rates prevailing at the dates of transactions. Monetary assets and liabilities in foreign currencies are translated in Pak Rupee at the rates of exchange prevailing at the reporting date. Exchange gains and losses are taken to the statement of profit or loss.

4.19 Revenue recognition

Revenue represents fair value of the consideration received or receivable for goods sold net of discounts and sales tax. Revenue is recognised when the control of goods is transferred to customers, i.e. on dispatch in case of local sales and on preparation of bill of lading in case of exports, and when it is probable that the economic benefits associated with the transaction will flow to the Company and the amount of revenue, and the associated cost incurred, or to be incurred, can be measured reliably.

Contract assets

Contract assets arise when the Company performs its performance obligations by transferring goods to a customer before the customer pays its consideration or before payment is due.

Contract liabilities

Contract liability is the obligation of the Company to transfer goods to a customer for which the Company has received consideration from the customer. If a customer pays consideration before the Company transfers goods, a contract liability is recognised when the payment is made. Contract liabilities are recognised as revenue when the Company performs its performance obligations under the contract.

Others

Return on deposits is accrued on a time proportion basis by reference to the principal outstanding and applicable rate of return.

Mark-up income is accrued on time proportion basis by reference to the principal outstanding and at the agreed mark-up rate applicable.

Dividend income and entitlement of bonus shares are recognised when right to receive such dividend and bonus shares is established.

Export duty drawback is recognised on accrual basis.

4.20 Deferred income - government grant

Government grant is initially measured at fair value; after initial recognition, it is measured at amortised cost using the effective interest rate method.

4.21 Segment reporting

Operating segments are reported in a manner consistent with the internal reporting provided to the chief operating decision-maker. The chief operating decision-maker, who is responsible for allocating resources and assessing performance of the operating segments, has been identified as the Board of Directors of the Company that makes strategic decisions.

Segment assets and liabilities include items directly attributable to segment as well as those that can be allocated on a reasonable basis. Segment assets consist primarily of property, plant & equipment, stores, spares & loose tools and stock-in-trade. Segment liabilities comprise of long term finances, lease liabilities, short term borrowings and trade & other payables.

4.22 Related party transactions

The Company enters into transactions with related parties on commercial terms and conditions.

		Note	2026	2025
			(Rupees)	
5.	**PROPERTY, PLANT AND EQUIPMENT**			
	Operating fixed assets	5.1	19,281,023,397	17,168,271,941
	Capital work-in-progress	5.4	121,160,281	339,688,963
	Right of use assets	5.6	146,554,240	145,277,133
			19,548,737,918	17,653,238,036

5.1 Operating fixed assets

	Owned										Leased / right of use assets			
	Freehold land	Buildings on freehold land	Plant & machinery	Electric installations	Factory equipment	Office equipment	Electric appliances	Furniture and fixtures	Vehicles	Sub-total	Office building	Vehicles	Sub-total	Grand total
	(Rupees)													
As at June 30, 2024														
Cost / revaluation	3,240,037,400	2,599,016,785	14,067,229,243	555,980,610	215,706,224	84,632,725	49,970,101	29,596,664	234,864,041	21,077,033,793	56,901,824	174,885,488	231,787,312	21,308,821,105
Accumulated depreciation	-	538,765,642	3,732,064,266	215,463,888	30,522,184	33,598,537	22,465,067	16,540,934	149,446,471	4,738,866,990	20,617,167	67,478,544	88,095,710	4,826,962,700
Book value	3,240,037,400	2,060,251,143	10,335,164,977	340,516,722	185,184,040	51,034,188	27,505,034	13,055,730	85,417,570	16,338,166,803	36,284,657	107,406,944	143,691,602	16,481,858,405
Year ended June 30, 2025														
Additions	18,350,950	107,488,152	1,374,641,878	90,000	40,999,943	7,857,641	7,785,124	3,260,463	11,793,664	1,572,267,816	-	47,389,344	47,389,344	1,619,657,160
Disposals														
Cost	-	-	(72,995,203)	-	-	(339,500)	-	-	(9,185,830)	(82,520,533)	-	(1,311,081)	(1,311,081)	(83,831,614)
Depreciation	-	-	55,334,924	-	-	143,806	-	-	8,880,882	64,359,613	-	1,311,081	1,311,081	65,670,694
Depreciation for the year	-	105,832,401	547,063,346	17,026,211	10,263,663	5,571,612	3,095,455	1,455,909	33,693,161	724,001,758	5,183,522	40,620,291	45,803,813	769,805,572
Book value	3,258,388,350	2,061,906,895	11,145,083,230	323,580,511	215,920,320	53,124,523	32,194,703	14,860,284	63,213,125	17,168,271,940	31,101,135	114,175,997	145,277,133	17,313,549,073
Year ended June 30, 2026														
Additions	10,741,100	112,737,872	1,462,639,197	2,649,430	26,244,783	7,065,708	6,137,249	5,437,069	1,842,248	1,635,494,655	-	60,940,495	60,940,495	1,696,435,150
Revaluation surplus (Note 5.2)	1,253,901,550	-	-	-	-	-	-	-	-	1,253,901,550	-	-	-	1,253,901,550
Disposal														
Cost	-	-	-	-	-	(2,734,106)	(30,100)	(22,025)	(27,148,641)	(29,934,872)	-	(25,803,521)	(25,803,521)	(55,738,393)
Depreciation	-	-	-	-	-	1,033,465	13,003	13,359	22,579,651	23,639,478	-	18,410,732	18,410,732	42,050,210
Depreciation for the year	-	104,929,489	605,836,861	16,198,765	11,512,999	5,637,994	3,537,441	1,811,137	20,884,668	770,349,354	5,183,522	47,087,077	52,270,599	822,619,953
Book value	4,523,031,000	2,069,715,278	12,001,885,566	310,031,176	230,652,104	52,851,596	34,777,414	18,477,550	39,601,715	19,281,023,397	25,917,613	120,636,626	146,554,240	19,427,577,637
As at June 30, 2025														
Cost / revaluation	3,258,388,350	2,706,504,938	15,368,875,918	556,070,610	256,706,167	92,150,866	57,755,225	32,857,127	237,471,875	22,566,781,076	56,901,824	220,963,751	277,865,575	22,844,646,651
Accumulated depreciation	-	644,598,043	4,223,792,688	232,490,099	40,785,847	39,026,343	25,560,522	17,996,843	174,258,750	5,398,509,136	25,800,689	106,787,754	132,588,442	5,531,097,579
Book value	3,258,388,350	2,061,906,895	11,145,083,230	323,580,511	215,920,320	53,124,523	32,194,703	14,860,284	63,213,125	17,168,271,940	31,101,135	114,175,997	145,277,133	17,313,549,073
As at June 30, 2026														
Cost / revaluation	4,523,031,000	2,819,242,810	16,831,515,115	558,720,040	282,950,950	96,482,468	63,862,374	38,272,171	212,165,482	25,426,242,410	56,901,824	256,100,725	313,002,549	25,739,244,959
Accumulated depreciation	-	749,527,532	4,829,629,549	248,688,864	52,298,846	43,630,872	29,084,960	19,794,621	172,563,767	6,145,219,011	30,984,211	135,464,099	166,448,310	6,311,667,321
Book value	4,523,031,000	2,069,715,278	12,001,885,566	310,031,176	230,652,104	52,851,596	34,777,414	18,477,550	39,601,715	19,281,023,397	25,917,613	120,636,626	146,554,240	19,427,577,637
Depreciation rate (%)	-	5	5	5	5	10	10	10	20	-		20		

5.2 The Company on June 30, 2026 had carried-out revaluations of its freehold land situated at Mouza Karpaal Pur, Khanewal Road, Multan and Mukhtarabad, Rawat, Rawalpindi. The revaluation exercises was conducted by an independent valuer K.G Traders (Private) Limited. Freehold land was revalued on the basis of fair market values and resulted in revaluation surplus aggregating Rs.1,253.902 million as worked-out below:

	(Rupees)
Cost / revalued amount before revaluation	3,269,129,450
Revalued amount	4,523,031,000
Revaluation surplus arisen upon latest revaluation	1,253,901,550

5.2.1 Had there been no revaluations, book value of freehold land would have been Rs. 284.661 million as at June 30, 2026 (2025: Rs.273.920 million).

5.2.2 Based on the revaluation reports dated June 30, 2026, the forced sale values of the revalued freehold land were assessed at Rs. 3,618.43 million.

		Note	2026	2025
			(Rupees)	
5.3	**Depreciation for the year has been apportioned as under:**			
	Cost of sales	31	730,416,969	683,281,077
	Administrative expenses	33	39,932,385	40,720,681
			770,349,354	724,001,758
5.4	**Capital work-in-progress**			
	- Plant and machinery		121,160,281	339,688,963
			121,160,281	339,688,963
5.4.1	**Movement of capital work-in-progress**			
	Opening balance		339,688,963	32,237,973
	Additions during the year		1,477,906,468	1,927,108,150
	Capitalized during the year		(1,696,435,150)	(1,619,657,160)
	Closing balance		121,160,281	339,688,963

5.5 Particulars of immovable property

Location	Usage of immovable property	Total area (square feet)	Covered area (in square feet) Approx
Mouza Karpaal Pur, Khanewal Road, Multan.	Industrial	4,726,532	1,597,111
Mukhtarabad, Rawat, Rawalpindi.	Industrial	1,436,118	231,242

		Note	2026	2025
			(Rupees)	
5.6	**Right of use assets**			
	Book-value at beginning of the year		145,277,133	143,691,602
	Additions during the year		60,940,495	47,389,344
	Assets disposed-off:			
	- cost		(25,803,521)	(1,311,081)
	- accumulated depreciation		18,410,732	1,311,081
	Depreciation charged during the year	5.6.1	(52,270,599)	(45,803,813)
	Book value at end of the year		146,554,240	145,277,133

5.6.1 Depreciation expense has been grouped under administrative expenses (note 33).

5.7 Disposal of operating fixed assets

The following operating fixed assets with a net book value exceeding Rs. 500,000 were disposed off during the year:

Particulars	Cost	Accumulated depreciation	Book value	Sale proceeds	(Loss) gain	Mode of disposal	Sold to
			(Rupees)				
Year ended June 30, 2026:							
Operating Fixed Assets							
Office equipment having book value of less than Rs.500,000 each	2,734,106	1,033,466	1,700,640	598,011	(1,102,630)	Company policy	Various employees
Vehicles - owned							
Honda Civic	4,606,838	3,301,567	1,305,271	2,067,333	762,062	Company policy	Muhammad Javed Nazir
Suzuki Cultus	2,376,080	1,623,654	752,426	994,133	241,707	Company policy	Fariha Fatima
Suzuki Alto	1,586,490	978,336	608,155	639,013	30,859	Company policy	Muhammad Wakeel Sajid
Vehicles having book value of less than Rs.500,000 each	18,579,233	16,676,092	1,903,141	6,440,867	4,537,726	Company policy	Various employees
	27,148,641	22,579,649	4,568,993	10,141,346	5,572,354		
Vehicle - leased							
KIA sportage	7,125,202	4,987,642	2,137,560	3,154,293	1,016,733	Company policy	Salim ahmad
Toyota Altis	6,637,180	4,203,548	2,433,632	1,790,767	(642,865)	Company policy	Waqas Nasir
Toyota Yaris	5,238,549	2,416,951	2,821,598	-	(2,821,598)	Company policy	Sabir Bhatti
Vehicles having book value of less than Rs.500,000 each	6,802,590	6,802,591	(1)	1,161,252	1,161,253	Company policy	Various employees
	25,803,521	18,410,732	7,392,790	6,106,312	(1,286,477)		
Electric Appliances							
Items having book value of less than Rs.500,000 each	30,100	13,003	17,097	-	(17,097)	Various	
Furniture And Fittings							
Items having book value of less than Rs.500,000 each	22,025	13,360	8,666	-	(8,666)	Various	
	55,738,393	42,050,210	13,688,185	16,845,669	3,157,484		
Year ended June 30, 2025:	83,831,614	65,670,694	18,160,921	23,455,487	5,294,566		

	2026	2025
	(Rupees)	
6. INTANGIBLE ASSETS		
(Computer software)		
Cost	9,462,295	9,462,295
Less: Accumulated amortization	9,462,295	9,462,295
Book value as at June 30,	-	-

6.1 Amortisation is charged to income applying the straight-line method at the rate of 10% per annum.

6.2 Intangible assets have been fully amortized.

	Note	2026	2025
		(Rupees)	
7. LONG TERM INVESTMENTS			
Fatima Energy Limited			
(At fair value through other comprehensive income)			
Investment in ordinary shares			
90,195,083 (2025: 90,195,083) ordinary shares of Rs.10 each		579,954,384	646,698,745
Shareholding held - 15.82% (2025: 15.82%)			
Fair value adjustment	7.2	(229,997,462)	(66,744,361)
Fair value at the end of the year		349,956,922	579,954,384
Investment in preference shares			
93,477,616 (2025: 93,477,616) preference shares of Rs. 10 each	7.1	601,061,071	670,234,507
Shareholding held - 7.88% (2025: 7.88%)			
Fair value adjustment		(238,367,921)	(69,173,436)
Fair value at the end of the year		362,693,150	601,061,071
		712,650,072	1,181,015,455

	Note	2026	2025
		(Rupees)	
Associated Company			
Fatima Transmission Company Limited			
Investment in ordinary shares			
(under equity method)			
7,187,500 (2025: 7,187,500) ordinary shares of Rs.10 each - cost	7.3	71,875,000	71,875,000
Shareholding held: 31.25% (2025: 31.25%)			
Share of post acquisition loss and other comprehensive income		(71,875,000)	(71,875,000)
		-	-
Share of profit for the year		9,218,060	6,009,792
Adjustment based on preceding year's un-recognized losses		(9,218,060)	(6,009,792)
		-	-
Investment in preference shares			
(At fair value through other comprehensive income)			
7,339,768 (2025: 7,339,768) preference shares of Rs.10 each	7.4	56,075,828	56,736,407
Shareholding held: 17.61% (2025: 17.61%)			
Fair value adjustment		(21,578,919)	(660,579)
		34,496,909	56,075,828
		747,146,981	1,237,091,282

7.1 The Company's shareholders, vide a special resolution dated March 10, 2022 have resolved to invest in Fatima Energy Limited (a related party) as long term loan / advance aggregating to an amount upto Rs. 5,000 million (approved limit) out of which an aggregate amount of Rs. 934.776 million has already been invested. This amount has been converted into 93,477,616 unlisted, non-voting, non-cumulative, participatory, convertible and redeemable preference shares at par value of Rs. 10 each. These preference shares have been allotted to the Company on March 31, 2022 and April 27, 2024.

These preference shares are subject to section 83 of the Companies Act, 2017 and are redeemable at par value solely at the option of Fatima Energy Limited after 21.5 years.

For the purpose of continuing project support to Fatima Energy Limited, the Company's shareholders vide their aforementioned resolution, have authorised the Company to continue as one of the sponsors of Fatima Energy Limited to invest the balance amount upto Rs. 4,065.224 million from the approved limit by way of a sub-ordinated loan in lump sum or in parts at the rate the higher of KIBOR + 2.5% or a rate not less than the borrowing cost of the Company.

7.2 The fair values of ordinary and preference shares of Fatima Energy Limited have been determined by an independent valuer M/s. Zahid Jamil & Co., Chartered Accountants using financial forecasts and projections developed by Fatima Energy Limited. The fair value of Fatima Energy Limited's ordinary and preference shares as at June 30, 2026 have been determined at Rs. 3.88 (2025: Rs. 6.43) using discounted cash flows techniques.

7.3 Fatima Transmission Company Limited was incorporated in Pakistan on December 26, 2014 as a public limited company under the repealed Companies Ordinance, 1984 (now the Companies Act, 2017). The principal activity of Fatima Transmission Company Limited includes operation and maintenance of transmission lines, electric transmission facilities, electric circuits, transformers and sub-stations and the movement and delivery of electric power. The geographical location and address of Fatima Transmission Company Limited's business unit is as under:

The registered office of Fatima Transmission Company Limited is situated at E-110, Khayaban-e-Jinnah, Lahore Cantt, Punjab, Pakistan.

Fatima Transmission Company Limited has installed transmission line for Fatima Energy Limited plant to Muzafargarh grid station located at Sanawan, Kot Addu, Punjab, to transmit the electricity generated by Fatima Energy Limited.

Summarised financial information of Fatima Transmission Company Limited, based on its unaudited / audited financial statements for the year ended June 30, 2026 and June 30, 2025 is as follows:

	2026 Un-audited	2025 Audited
	(Rupees)	
Summarised statement of financial position		
Non-current assets	552,798	576,191
Current assets	4,455	36,603
	557,253	612,794
Non-current liabilities	-	26,316
Current liabilities	172,188	230,911
	172,188	257,227
Net assets	385,065	355,567

	2026	2025
	(Rupees)	
Reconciliation to carrying amount		
Opening net assets	355,567	337,246
Profit for the year	29,498	19,231
Prior year adjustment due to audited financial statements	-	(910)
Closing net assets	385,065	355,567

Company's share percentage 31.25% (2025: 31.25%)

Summarised statement of profit or loss		
Profit for the year	29,498	18,321

7.4 The Company's shareholders, vide a special resolution dated June 23, 2022 have approved the conversion of outstanding loans and advances of Fatima Transmission Company Limited amounting Rs. 73,397,680 into unlisted, non-voting, non-cumulative, participatory, convertible and redeemable preference shares at par value of Rs. 10 each.

These preference shares totaling 7,339,768 have been allotted to the Company on June 30, 2022.

These preference shares are redeemable at par value soley at the option of Fatima Transmission Company Limited after five years and are subject to section 83 of the Companies Act, 2017.

7.5 The fair value of preference shares of Fatima Transmission Company Limited has been determined by an independent valuer Zahid Jamil & Co., Chartered Accountants using financial forecasts and projections developed by Fatima Transmission Company Limited. The fair value of Fatima Transmission Company Limited shares as at June 30, 2026 has been determined at Rs. 4.70 (2025: Rs. 7.64) per share using discounted cash flows techniques.

	2026	2025
	(Rupees)	
8. DEFERRED TAX ASSET		
This is composed of the following:		
Deductible temporary differences arising in respect of:		
- unabsorbed depreciation and tax losses	2,286,662,539	2,447,601,988
- staff retirement benefits - gratuity	147,752,584	145,270,955
- investments in Associated Companies	10,781,250	10,781,250
- provision for impairment of trade debts	4,849,860	3,976,873
- provision for doubtful tax refunds	54,313,927	54,313,927
	2,504,360,160	2,661,944,993
Taxable temporary differences arising in respect of:		
- short term investments	(62,676,551)	(36,510,019)
- accelerated tax depreciation allowances	(2,182,264,894)	(1,945,340,552)
- Right of use assets - net of lease	(15,134,114)	(14,763,754)
	244,284,601	665,330,669

8.1 As at June 30, 2026, deferred tax asset amounting Rs. 526.753 million (2025: 449.547 million) on minimum tax recoverable against normal tax charge in future years has not been recognised in the financial statements on the ground of prudence. The management intends to re-assess the recognition of deferred tax asset as at June 30, 2027.

8.2 As at June 30, 2026, deferred tax asset amounting to Rs. 139.075 million (2025: Rs. 38.404 million) arising on investments measured at fair value through other comprehensive income has not been recognised in the financial statements on the ground of prudence. The management intends to re-assess the recognition of deferred tax asset as at June 30, 2027.

	2026	2025
	(Rupees)	
9. STORES, SPARES AND LOOSE TOOLS		
Stores including in-transit inventory valuing Rs. 208.309 million (2025: Rs. 85.149 million)	375,429,877	290,690,050
Spares	351,044,104	315,917,399
Loose tools	206,570	306,211
	726,680,551	606,913,660
Less: provision for obsolete items	(2,255,064)	(2,255,064)
	724,425,487	604,658,596
10. STOCK-IN-TRADE		
Raw materials including in-transit inventory valuing Rs. 2,139.251 million (2025: Rs. 2,695.981 million)	4,661,311,677	5,775,153,233
Work-in-process	784,972,713	726,578,915
Finished goods	4,786,006,576	5,198,990,122
Waste	187,012,348	179,191,792
	4,973,018,924	5,378,181,914
	10,419,303,314	11,879,914,062

10.1 Stock in trade valuing Rs. 367.688 million (2025: Rs. 312.689 million) was in the possession of various parties for processing and finishing.

10.2 Raw materials and finished goods inventories are pledged with various banks as security for short term finance facilities (note 26).

	Note	2026	2025
		(Rupees)	
11. TRADE DEBTS			
Export - secured		1,275,552,642	1,014,653,020
Local - unsecured and considered good		3,932,960,180	3,489,331,852
Considered doubtful		16,723,656	13,713,355
		3,949,683,836	3,503,045,207
		5,225,236,478	4,517,698,227
Less: expected credit loss	11.1	(16,723,656)	(13,713,355)
		5,208,512,822	4,503,984,872

		Note	2026	2025
			(Rupees)	
11.1	**Expected credit loss**			
	Balance at beginning of the year		13,713,355	10,504,450
	Allowance for the year		4,010,301	13,713,355
	Write off during the year		(1,000,000)	(10,504,450)
			3,010,301	3,208,905
	Balance at end of the year		16,723,656	13,713,355

12. LOANS AND ADVANCES

Advances to:			
- employees		462,303,888	417,117,180
- suppliers		170,748,407	162,789,141
Due from related parties	12.1	20,158,011	28,227,382
Letters of credit		3,838,275	6,268,990
Margin deposits		46,543,225	43,521,281
		703,591,806	657,923,974

12.1	**Due from related parties**		
	Reliance Commodities (Private) Limited	-	28,227,382
	Fatima Sugar Mills Limited	17,968,392	
	Fazal Cloth Mills Limited	266,884	-
	Fatima Packaging Ltd	791,955	-
	Fatima Energy Limited	1,130,780	
	Multan Cloth Finishing Factory 12.1.2	4,406,280	4,406,280
		24,564,291	32,633,662
	Provision for impairment against due from Multan Cloth Finishing Factory	(4,406,280)	(4,406,280)
		20,158,011	28,227,382

12.1.1 These balances had arisen due to sharing of common expenses during the year.

12.1.2 The balance has arisen due to sharing of expenses and on account of trading transactions. There is no movement in this balance since June 30, 2018.

12.2 Maximum aggregate amounts due from related parties at any month-end during the year aggregated Rs. 75.58 million (2025: Rs. 32.634 million).

	Note	2026	2025
		(Rupees)	
13. OTHER RECEIVABLES			
Accrued mark-up	13.1	22,095,415	24,167,883
Prepaid insurance		3,978,878	-
Others		805,909	447,910
		26,880,202	24,615,793

13.1 This represents mark-up accrued on short term advances to Fatima Transmission Company Limited.

	Note	2026	2025
		(Rupees)	
14. SHORT TERM INVESTMENTS			
(At fair value through other comprehensive income)			
Quoted			
Fatima Fertilizer Company Limited			
2,625,167 (2025: 2,625,167) fully paid ordinary shares of Rs.10 each at fair value	14.1	260,967,851	135,511,120
Fair value adjustment		172,972,353	125,456,731
Fair value at end of the year		433,940,204	260,967,851
Others - Un-quoted			
Multan Real Estate Company (Private) Limited			
428,904 (2025: 428,904) ordinary shares of Rs.100 each		272,503,638	268,352,366
Fair value adjustment	14.2	10,376,976	4,151,272
Fair value at end of the year		282,880,614	272,503,638

(At fair value through profit and loss)

Quoted

At fair value through profit & loss - Quoted

Qouted

2026	2025		2026	2025
(No. of share)			(Rupees)	
109,400	-	Bank Al-Falah Ltd	6,199,698	-
14,557	-	Bank AL-Habib Ltd	2,469,449	-
31,678	-	Fauji Fertilizer Company Ltd	18,166,699	-
6,934	-	Habib Bank Ltd	2,026,184	-
21,300	-	Habib Metropolitan Bank Ltd	2,472,504	-
25,760	-	Lucky Cement Ltd	12,094,835	-
8,583	-	MCB Bank Ltd	3,480,492	-
2,000	-	Meezan Bank Ltd	1,032,920	-
9,300	-	National Bank of Pakistan Ltd	1,846,050	-
10,380	-	Nishat Mills Ltd	1,638,586	-
34,150	-	Oil & Gas Development Company Ltd	11,435,810	-
9,900	-	Systems Ltd	1,456,191	-
2,500	-	United Bank Ltd	1,119,175	-
286,442	-		65,438,593	-
			782,259,411	533,471,489

14.1 Fatima Fertilizer Company Limited was incorporated in Pakistan on December 24, 2003 as a public company under the repealed Companies Ordinance, 1984 (now the Companies Act, 2017). FFCL is listed on Pakistan Stock Exchange.

The principal activity of Fatima Fertilizer Company Limited is manufacturing, producing, buying, selling, importing and exporting fertilizers and chemicals.

Registered office of Fatima Fertilizer Company Limited is situated at E-110, Khayaban-e-Jinnah, Lahore Cantt. The manufacturing facilities are located at Mukhtargarh, Sadiqabad, Khanewal Road, Chichoki Mallian, Sheikhupura Road, Pakistan.

Fatima Fertilizer Company Limited is a related party of the Company; however, considering shareholding percentage in Fatima Fertilizer Company Limited i.e. 0.13%, the Company does not have significant influence to participate in the financial and operating decisions. Accordingly, investments in Fatima Fertilizer Company Limited have not been accounted for using the equity method.

14.2 Multan Real Estate Company (Private) Limited (MREC) was incorporated in Pakistan on March 01, 2005 under the repealed Companies Ordinance, 1984 (now the Companies Act, 2017). The main objectives of the Company include letting all or any part of property and assets, establishing and designing housing and commercial schemes, to carry on business of civil engineers for construction of private and government building and infrastructure and provision of labour and building material.

The fair value of the shares of MREC held by the Company as at June 30, 2026 has been determined by the management on the basis of adjusted net assets, based on audited financial statements.

	Note	2026	2025
		(Rupees)	
15. TAX REFUNDS DUE FROM THE GOVERNMENT			
Advance income tax		485,308,258	363,324,984
Prepaid final tax levy		184,859,959	177,170,160
Special excise duty		2,634,575	6,492,431
Sales tax refundable		1,003,969,882	385,789,417
Less: Provision made against doubtful sales tax refunds		187,289,405	187,289,405
		816,680,477	198,500,012
		1,489,483,269	745,487,587

		Note	2026	2025
16. CASH AND BANK BALANCES				
Cash-in-hand			14,546,584	11,743,953
Cash at banks on:				
Conventional:	- current accounts	16.1	362,850,537	475,357,216
	- saving accounts	16.2	1,849,557	1,313,735
Islamic:	- current accounts	16.1	102,889,971	246,194,293
	- saving accounts	16.2	44,619	44,620
			482,181,270	734,653,817

16.1 Current accounts include foreign currency balance of U.S.$ 258,424 and Euro € 124,511 (2025: U.S.$ 850,108 and Euro € 118,891), which has been translated in Pak Rupees at the exchange rate ruling on the reporting date.

16.2 Saving accounts carry profit at the rates ranging from 9.00% to 10.00% (2025: 9.50% to 11.50%) per annum.

17. AUTHORISED SHARE CAPITAL

2026	2025		2026	2025
(No. of share)			(Rupees)	
40,000,000	40,000,000	Ordinary shares of Rs.10 each fully paid in cash	400,000,000	400,000,000
30,000,000	30,000,000	Preference shares of Rs.10 each fully paid in cash	300,000,000	300,000,000
70,000,000	70,000,000		700,000,000	700,000,000

18. ISSUED, SUBSCRIBED AND PAID-UP SHARE CAPITAL

2026	2025		2026	2025
(No. of share)			(Rupees)	
17,801,875	17,801,875	Ordinary shares of Rs.10 each fully paid in cash	178,018,750	178,018,750
13,009,062	13,009,062	Ordinary shares of Rs.10 each issued as fully paid bonus shares	130,090,620	130,090,620
30,810,937	30,810,937		308,109,370	308,109,370

	Note	2026	2025
		(Number of Shares)	
18.1 Ordinary shares held by the related parties at the reporting date are as follows:			
Reliance Commodities (Private) Limited		3	3
Fatima Trading Company (Private) Limited		281,901	281,901
Fatima Management Company Limited		281,902	281,902
Farrukh Trading Company Limited		281,902	281,902
		845,708	845,708

19. RESERVES

Capital reserves	19.1	(536,446,601)	(203,905,775)
Revenue reserves	19.2	8,063,864,743	7,220,850,605
		7,527,418,142	7,016,944,830

19.1 Composition of capital reserves: is as follows:			
– Share premium	19.1.1	41,081,250	41,081,250
– Fair value loss on investments at fair value through OCI		(577,527,851)	(244,987,025)
		(536,446,601)	(203,905,775)

19.1.1 This reserve can be utilised by the Company only for the purposes specified in section 81 of the Companies Act, 2017.

	2026	2025
	(Rupees)	
19.2 Composition of revenue reserves is as follows:		
General reserves	74,171,959	74,171,959
Unappropriated profit	7,989,692,784	7,146,678,646
	8,063,864,743	7,220,850,605

	Note	2026	2025
		(Rupees)	
20. LONG TERM FINANCES - Secured			
Conventional banking companies / financial institutions			
Pak Brunei Investment Company Limited - PBIC (SBP-REPP)	20.2	80,483,992	99,050,992
Saudi Pak Investment Company Limited - Saudi Pak (SBP - LTFF)	20.3	205,387,393	279,974,977
Saudi Pak Investment Company Limited - Saudi Pak (SBP - LTFF)	20.4	87,518,966	111,387,785
Pak Libya Holding Company (Pvt.) Limited - PLHC (LTFF)	20.5	77,329,508	104,315,590
United Bank Limited - UBL (NIDF-II under LTFF scheme)	20.6	149,027,976	230,462,711
Pakistan Kuwait Investment Company (Pvt.) Limited - PKIC (LTFF-I)	20.7	318,608,867	374,828,867
The Bank of Khyber - BoK (LTFF)	20.8	212,881,919	292,980,758
Pak China Investment Company Limited - PCIC (SBP - LTFF)	20.9	60,758,264	97,213,221
Bank Al Habib Limited - BAHL(LTFF)	20.10	33,668,322	38,848,072
Pakistan Kuwait Investment Company (Pvt.) Limited - PKIC (LTFF)	20.11	428,490,321	528,527,317
Pak Libya Holding Company (TL)	20.12	500,000,000	350,000,000
Habib Bank Limited	20.13	472,222,223	-
Allied Bank Limited	20.14	133,135,091	-
		2,759,512,842	2,507,590,290
Islamic banking companies / financial institutions			
Askari Bank Limited - Askari (DM-II)	20.15	-	18,750,000
Bank of Punjab - BOP (DM)	20.16	374,996,586	437,496,586
Askari Bank Limited Islamic (DM)	20.17	657,088,937	831,695,790
Askari Bank Limited Islamic (LTFF)	20.17	534,820,000	534,820,000
United Bank Limited (DM)	20.18	4,000,000,000	4,000,000,000
Bank of Punjab - BOP (DM)	20.19	76,214,881	-
Bank Islami Limited DM	20.20	499,500,916	-
		6,142,621,320	5,822,762,376
		8,902,134,162	8,330,352,666
Less: current portion	20.1	1,719,547,259	876,829,935
		7,182,586,903	7,453,522,731

		2026	2025
		(Rupees)	
20.1	**Current portion:**		
	From conventional banking companies / financial institutions		
	- Saudi Pak (SBP-LTFF)	40,418,868	31,825,092
	- Saudi Pak (SBP-LTFF)	74,774,914	74,999,998
	- PLHC (SBP - LTFF)	26,986,082	26,986,082
	- UBL (NIDF-II)	55,799,313	68,617,024
	- PKIC (LTFF-I)	93,700,000	74,960,000
	- PKIC (LTFF-II)	139,963,004	120,000,000
	- Pak Libya	96,875,000	-
	- BoK (LTFF)	85,844,211	82,971,522
	- PCIC (LTFF)	48,570,606	48,606,608
	- BAHL (LTFF)	5,177,750	5,177,750
	- HBL	111,111,113	-
	- PBIC (SBP-REPP)	30,945,000	24,756,000
	- Allied Bank Limited	133,135,091	-
		943,300,952	558,900,076
	From islamic banking companies / financial institutions		
	- Askari (DM-II)	-	18,750,000
	- BOP (DM)	62,500,000	62,500,000
	- Askari islamic (DM)	90,882,644	90,882,644
	- United Bank Limited (DM)	400,000,000	-
	- Bank Islami DM	77,853,187	-
	- Askari islamic (LTFF)	145,010,476	145,797,215
		776,246,307	317,929,859
		1,719,547,259	876,829,935

20.2 These finances have been obtained against two finance facilities under SBP scheme for renewable energy (SBP - REPP) to finance the procurement of solar energy equipment for generation of electricity. These carry mark-up at the rate of 1-month KIBOR and 3-months KIBOR plus spread per annum; the effective mark-up rates during the year at 6.00% (2025: 6.00% to 23.34%) per annum. These finances are repayable in 20 equal quarterly instalments commencing September, 2024 and are secured against existing first pari passu charge over all present and future immovable fixed assets of the Company upto Rs. 400 million and personal guarantees of all the directors of the Company.

20.3 These finances have been obtained during the financial year ended June 30, 2019 for BMR in spinning and weaving units and are repayable in 32 quarterly instalments commenced from April, 2021. These carry mark-up at the rate of 3.50% (2025: 3.50%) per annum and are secured against first pari passu charge on all present and future fixed assets of the Company with 25% margin.

During the financial year 2021, an amount of Rs. 580.612 million out of total finances of Rs. 600 million from Saudi Pak has been approved and refinanced by SBP under LTFF scheme against BMR in spinning and weaving units eligible under the said scheme. This LTFF is repayable within the same period as

stated in the preceding paragraph. Mark-up under SBP's LTFF scheme is chargeable at the rate of 3.5% per annum. These finances are secured against the securities as stated in the preceding paragraph.

Saudi Pak, vide its letter Ref. # CAD-1096/20 dated May 13, 2020, has deferred the repayments of principal instalments for one year under SBP IH & SMEFD Circular No.5 dated April 03, 2020 to dampen the effect of COVID-19. As per the revised arrangements, Saudi Pak has approved the Company's request for deferment of Saudi Pak's outstanding principal of long term finance facility of Rs. 600 million under SBP-LTFF Scheme . The Company has been allowed additional grace period in repayment of principal commenced with effect from March, 2020 till February, 2021.

20.4 These finances have been obtained during the financial year ended June 30, 2020 against approved limit of Rs. 225 million for BMR and expansion in spinning and weaving units and are repayable in 28 equal quarterly instalments commenced from March, 2022. These carry mark-up at the rate of 3.50% (2025 : 3.50%) per annum and are secured against first pari passu charge on all present and future fixed assets of the Company with 25% margin.

During the year 2021, the total balance of this finance facility of Rs. 222.776 million from Saudi Pak has been approved and refinanced by SBP under LTFF scheme against BMR in spinning and weaving units eligible under the said scheme. This LTFF is repayable within the same period as stated in the preceding paragraph. Mark-up under SBP's LTFF scheme is chargeable at the rate of 3.5% per annum. These finances are secured against the securities as stated in the preceding paragraph.

20.5 These finances have been obtained during the financial year ended 2022 under SBP - LTFF scheme to finance BMR of spinning segment of the Company. These carry mark-up at the rate of 6-months KIBOR plus spread per annum; the effective mark-up rates during the year ranged from 5.00% to 10.00% (2025: 5.00% to 23.81%) per annum. The different tranches of these finances are repayable in 10-12 instalments commencing April, 2023 and are secured against ranking charge of Rs. 200 million over all present and future fixed assets of the Company inclusive of 25% margin and personal guarantees of sponsoring directors of the Company.

During the year 2023, balance of Rs 42.880 million has been converted into SBP-LTFF scheme. Mark-up under SBP-LTFF scheme is chargeable at the rate of 10% per annum.

20.6 These finances have been obtained during the financial year ended June 30, 2017 to finance BMR / retirement of letters of credit established for import of air jet looms, fired generator and compressor along with allied parts. These finances carry mark-up at the rate of 6-months KIBOR plus spread; the effective mark-up rates during the year ranged from 5.00% to 13.65% (2025: 5.00% to 22.97%) per annum. These finances are repayable in 16 equal half-yearly instalments commenced from October, 2019 and are secured against first pari passu charge of Rs. 734 million on fixed assets of the Company with 25% margin and personal guarantees of three directors of the Company.

During the financial year ended 2021, an amount of Rs. 453.063 million out of total finances of Rs. 500.404 million from UBL has been approved and refinanced by SBP under LTFF scheme against imported textile machinery eligible under the said scheme. This LTFF is repayable within the same period as stated in the preceding paragraph. Mark-up under SBP's LTFF scheme is chargeable at the rate of 5% per annum. These finances are secured against the securities as stated in the preceding paragraph.

UBL, during the financial year ended June 30, 2020, in line with SBP's BPRD Circular No. 13 of 2020, has allowed deferment of one year for instalments aggregating Rs.16.582 million.

20.7 These finances have been obtained for CAPEX against a finance facility of Rs. 600 million and carry mark-up at the rate of 3-months KIBOR plus spread per annum; these finances during the year carried mark-up at the rate of 3.5% (2025: 3.5%) per annum. These finances are repayable in 32 equal quarterly instalments commencing September, 2022 and are secured against first pari passu charge over present and future fixed assets of the Company with 25% margin and personal guarantees of three sponsoring directors of the Company.

20.8 These finances have been obtained during the financial year ended 2022 for retirement of letters of credit documents for import of textile machinery for BMR. These carry mark-up at the rate of 6 months KIBOR plus spread per annum; the effective mark-up rates during the year ranged from 4.00% to 6.00% (2025: 4.00% to 17.00%) per annum. The different tranches of these finances are repayable in 8-10 instalments commencing June, 2024 and are secured against first pari passu charge over all present and future fixed assets of the Company with 25% margin.

During the financial year ended 2023, total finances of Rs. 500 million has been converted into SBP-LTFF scheme. This LTFF is repayable within the same period as stated in the preceding paragraph. Mark-up under SBP-LTFF scheme is payable at SBP rate plus spread per annum. These finances are secured against the securities as stated in the preceding paragraph.

20.9 These finances have been obtained during the financial year ended 2022 to finance CAPEX requirement in the weaving segment of the Company. These carry mark-up, at the rate of 3-months KIBOR plus spread; the effective mark-up rate during the year at 6.50% (2025: 6.50% to 21.95%) per annum. These finances are repayable in 16 equal quarterly instalments commencing September, 2023 and are secured against first pari passu charge over all present and future fixed assets of the Company with 25% margin and personal guarantees of sponsoring directors of the Company.

During the financial year 2022, the balance of Rs. 194.426 million of this finance facility has been converted into SBP - LTFF scheme. This LTFF is repayable within the same period as stated in the preceding paragraph. Mark-up is payable at SBP rate plus spread per annum. These finances are secured against the securities as stated in the preceding paragraph.

20.10 These finances have been obtained during the current financial year for retirement of import documents under sight LC for BMR / Expansion. These carry mark-up, at the rate of 6-months KIBOR plus spread per annum payable on quarterly basis; the effective mark-up rates during the year at 9.00% (2025: 9.00% to 23.48%) per annum. These finances are repayable in 16 equal half yearly instalments commencing from December, 2024 and are secured against pari passu charge of Rs.1,501.800 million over fixed assets of the Company & duly signed and stamped promissory note(s).

During the financial year 2023, the balance of Rs. 41.438 million out of Rs. 383.909 million has been converted into SBP - LTFF scheme. This LTFF is repayable within the same period as stated in the preceding paragraph. Mark-up is payable at SBP rate plus spread per annum. These finances are secured against the securities as stated in the preceding paragraph.

20.11 These finances have been obtained during last financial year to finance the additional cost of retirement of LC for import of plant and machinery for spinning unit. These carry mark-up, at the rate of 3-months KIBOR plus spread per annum payable on quarterly basis; the effective mark-up rates during the year ranged from 12.03% to 13.84% (2025: 12.66% to 23.41%) per annum. These finances are repayable in 20 equal quarterly instalments commencing from May, 2024 and are secured against first pari passu charge on all present and future fixed assets of the Company with 25% margin.

20.12 These finances have been obtained during the financial year 2025 to partially finance the solar power Plant of 15 MW . These carry mark-up at the rate of 3-months KIBOR plus spread per annum payable on quarterly basis; the effective mark-up rates during the year ranged from 11.71% to 13.65% (2025: 12.92% to 13.65%) per annum. These finances are repayable in 16 equal quarterly instalments commencing from August, 2026 and are secured against first pari passu charge on all present and future fixed assets of the Company with 25% margin.

20.13 This finance has been obtained during the current financial year against a Demand Finance facility of Rs. 500 million for retirement of letters of credit established for import of textile machinery. This carries mark-up at the rate of 3-months KIBOR plus 0.75% per annum; the effective mark-up rate during the year ranged from approximately 11.3% to 12.5% per annum. This finance is repayable in equal quarterly instalments commencing from the 9th month of disbursement (after a grace period of six months) and is secured against first pari passu charge over all present and future fixed assets of the Company amounting to Rs. 667 million, and personal guarantees of the directors of the Company.

20.14 This finance has been obtained during the current financial year to finance the permanent working capital requirement of the Company. This carries mark-up at the rate of 3-months KIBOR plus 1.00% per annum; the effective mark-up rate during the year ranged from approximately 11.6% to 12.8% per annum. This finance is repayable within 18 months from the date of disbursement in equal instalments, after a grace period not exceeding six months, and is secured against first pari passu charge over all present and future fixed assets (land, building, plant and machinery) of the Company with 25% margin, and personal guarantees of the directors of the Company.

20.15 These finances have been obtained during the financial year ended June 30, 2019 to facilitate the Company with Diminishing Musharaka (sale and buy back) of machinery (warping machines, sizing machines, air jet weaving looms and power house). These carry mark-up at the rate of 6-months KIBOR plus spread; the effective mark-up rates during the year ranged from 11.86% to 23.42% (2025: 13.44% to 21.39%) per annum. These finances are repayable in 8 equal half-yearly instalments and are secured against first pari passu hypothecation charge of Rs. 200 million over all present and future fixed assets duly registered with SECP with 25% margin.

Askari, during the financial year ended June 30, 2020 in line with SBP's BPRD Circular No. 13 of 2020, has allowed deferment; accordingly, the outstanding balance as at June 30, 2020 is repayable in 8 equal half-yearly instalments commenced from December, 2021.

20.16 These finances have been obtained during the financial year ended 2022 against a Diminishing Musharakah finance facility of Rs. 500 million for retirement of letters of credit established for import of equipment for new spinning unit of the Company. These carry profit at the rate of 6 month KIBOR plus spread per annum; the effective profit rates during the year ranged from 11.91% to 13.14% (2025: 12.34% to 24.42%) per annum. These finances are repayable in 16 half-yearly instalments commencing June, 2025 and are secured against first pari passu charge of Rs. 667 million over all present and future plant and machinery of the Company with 25% margin.

20.17 The Company has obtained the long term finance facility / Diminishing Musharika amounting Rs. 1,390.560 million to finance the spinning unit . It is repayable in sixteen semi-annual installments commencing from June, 2025. These carry profit at the rate of matching 6 month KIBOR plus spread per annum; the effective profit rates during the year ranged from 11.86% to 23.42% (2025: 12.56% to 22.61%) per annum. These finances are secured against first pari passu charge of Rs. 1854 million over all present and future fixed assets of the company duly registered with SECP.

During the year 2023, an amount of Rs. 534.820 million out of total finances of Rs.1,390.560 million has been converted into SBP-LTFF scheme. This LTFF is repayable within the same period as stated in the preceding paragraph. Mark-up under SBP-LTFF scheme is payable at SBP rate plus spread per annum. These finances are secured against the securities as stated in the preceding paragraph.

20.18 This finance has been obtained during the financial year 2025 against a Diminishing Musharakah finance facility of Rs. 4,000 million for balance sheet re-profiling / to address the financial gap arising due to CAPEX. These carry profit at the rate of 6 month KIBOR plus spread per annum. The effective profit rates during the year ranged from 11.71% to 13.65% (2025 12.67% to 13.73%) per annum. These finances are repayable in 10 half-yearly instalments commencing from June, 2027 and are secured against first pari passu charge of Rs. 5,334 million over all present and future plant and machinery of the Company with 25% margin.

20.19 This finance has been obtained during the current financial year against a Diminishing Musharaka finance facility of Rs. 250 million for retirement of letters of credit established for import of 55 weaving looms for the weaving segment of the Company. This carries profit at the rate of 6-months KIBOR plus 1.25% per annum, subject to a floor of 8% and a cap of 45%; the effective profit rate during the year ranged from approximately 11.8% to 13.2% per annum. This finance is repayable in 8 equal half-yearly instalments after a grace period of one year, and is secured against first pari passu charge over all present and future plant and machinery of the Company amounting to Rs. 333.334 million with 25% margin, and personal guarantees of the directors of the Company.

20.20 This finance has been obtained during the current financial year against a Diminishing Musharaka of Rs. 500 million for balance sheet re-profiling / permanent working capital requirement of the Company. This carries profit at the rate of 3-months KIBOR plus 1.50% per annum, subject to a floor of 5% and a cap of 40%; the effective profit rate during the year ranged from approximately 12.1% to 13.3% per annum. This finance is repayable in 16 equal quarterly instalments after a grace period of one year, and is secured against first pari passu charge over all present and future fixed assets of the Company amounting to Rs. 667 million with 25% margin, and personal guarantees of the directors of the Company.

	Note	2026	2025
		(Rupees)	
21. LEASE LIABILITIES			
Lease liabilities		104,901,071	94,347,398
Current portion of lease liabilities	27	(35,756,736)	(34,314,926)
		69,144,335	60,032,472

21.1 Particulars	2026 Upto one year	2026 From one to five year	2026 Over five year	2026 Total	2025 Upto one year	2025 From one to five year	2025 Over five year	2025 Total
	(Rupees)							
Minimum lease payments	46,604,950	91,243,260	-	137,848,210	46,603,315	94,142,820	-	140,746,135
Less: finance cost allocated to future periods	10,848,214	11,864,790	-	22,713,004	9,428,239	14,885,228	-	24,313,467
	35,756,736	79,378,470	-	115,135,206	37,175,076	79,257,592	-	116,432,668
Less: security deposits adjustable on expiry of lease terms	-	10,234,135	-	10,234,135	2,860,150	19,225,120	-	22,085,270
Present value of minimum lease payments	35,756,736	69,144,335	-	104,901,071	34,314,926	60,032,472	-	94,347,398

21.2 The Company has entered into lease agreements with Bank Al-Habib Limited and First Habib Modaraba for lease of vehicles. The minimum lease payments have been discounted at implicit interest rates ranging from 3-months KIBOR + 1.25% to 6-months KIBOR + 1.50% (2025: 3-months KIBOR + 1.25% to 6-months KIBOR + 1.50%) to arrive at their present value; the effective interest rates during the year ranged from 11.32% to 25.68% (2025: 12.09% to 25.68%) per annum. The Company intends to exercise its option to purchase the leased vehicles upon completion of the respective lease terms. These lease finance facilities are secured against title of the leased vehicles in the name of lessors and demand promissory notes.

21.3 Lease liabilities include lease contract of head office building having lease term of twelve years. These have been discounted using incremental borrowing rate of 9.42% per annum.

	Note	2026	2025
		(Rupees)	
Balance at beginning of the year		44,099,190	46,496,097
Interest expense for the year		4,154,144	4,379,932
Paid during the year		(8,809,891)	(6,776,839)
		39,443,443	44,099,190
Current portion grouped under current liabilities	21.4	(5,094,319)	(4,655,747)
Balance at end of the year		34,349,124	39,443,443

21.4 The future minimum lease payments in respect of head office building to which the Company is committed under the lease agreement will be due as follows:

	2026 Upto one year	2026 From one to five year	2026 Over five year	2026 Total	2025 Upto one year	2025 From one to five year	2025 Over five year	2025 Total
	(Rupees)							
Minimum lease payments	8,809,891	43,168,465	-	51,978,356	8,809,891	51,978,356	-	60,788,247
Finance cost allocated to future periods	(3,715,572)	(8,819,341)	-	(12,534,913)	(4,154,144)	(12,534,913)	-	(16,689,057)
Present value of minimum lease payments	5,094,319	34,349,124	-	39,443,443	4,655,747	39,443,443	-	44,099,190

22. STAFF RETIREMENT BENEFITS – Gratuity

The future contribution rates of this scheme include allowance for deficit and surplus. Projected unit credit method, based on the following significant assumptions, is used for valuation:

	2026	2025
	(Rupees)	
Significant actuarial assumptions		
– discount rate	11.75%	11.75%
– expected rate of growth per annum in future salaries	10.75%	10.75%
– mortality rates	SLIC 2001–2005	SLIC 2001–2005
	Setback 1 year	
– withdrawal rates	Age-based	Age-based
– retirement assumption	Age 60	Age 60

Amount recognised in the statement of financial position is the present value of defined benefit obligation at the reporting date:

	2026	2025
	(Rupees)	
The movement in the present value of defined benefit obligation is as follows:		
Opening balance	500,934,330	441,707,855
Current service cost	109,664,028	101,375,936
Interest cost	52,358,110	58,865,036
Benefits paid	(110,666,792)	(85,245,730)
Remeasurements – experience adjustments and actuarial valuation gain from changes in financial assumptions	(42,798,004)	(15,768,767)
Closing balance	509,491,672	500,934,330
Expense recognised in statement of profit or loss		
Current service cost	109,664,028	101,375,936
Interest cost	52,358,110	58,865,036
	162,022,138	160,240,972

	2026	2025
	(Rupees)	
Charge for the year has been allocated to:		
– cost of sales	155,144,554	153,438,996
– administrative expenses	6,877,584	6,801,976
	162,022,138	160,240,972
Remeasurement recognised in other comprehensive income		
Remeasurements – experience adjustments and actuarial valuation gain from changes in financial assumptions	(42,798,004)	(15,768,767)

Comparison of present value of defined benefit obligation and experience adjustments on obligation for five years is as follows:

	2026	2025	2024	2023	2022
			(Rupees)		
Present value of defined benefit obligation	509,491,672	500,934,330	441,707,855	393,732,969	370,194,659
Experience adjustments on obligation	(42,798,004)	(15,768,767)	(35,207,160)	(57,396,279)	29,922,866

Year-end sensitivity analysis:	Impact on defined benefit obligation		
	Change in assumption	Increase	Decrease
		(Rupees)	
Discount rate	1%	472,744,142	551,822,696
Salary growth rate	1%	551,854,192	472,093,255

22.1 The average duration of the defined benefit obligation as at June 30, 2026 is 8 years.

22.2 The expected contribution to defined benefit obligation for the year ending June 30, 2027 is Rs. 182.536 million.

22.3 Expected maturity analysis of undiscounted retirement benefit plan:

	2026	2025
	(Rupees)	
Undiscounted payments		
Year 1	74,360,051	70,115,779
More than 1 year	8,819,804,356	7,913,768,199
	8,894,164,407	7,983,883,978

	Note	2026	2025
		(Rupees)	
23. Loan from related party			
Loan from related party	23.1	231,000,000	–

23.1 During the year, the Company obtained a loan from Farrukh Trading Company Limited, a related party, amounting to PKR 231 million. This carries markup at the rate of 3 month KIBOR+0.75%;the effective markup rate during the year ranged from 11.33% to 12.24%. The loan was approved by the members of FTCL through a special resolution passed under Section 199 of the Companies Act, 2017 and the Companies (Investment in Associated Companies or Associated Undertakings) Regulations, 2017.

	Note	2026	2025
		(Rupees)	
24. TRADE AND OTHER PAYABLES			
Trade creditors	24.1	3,404,043,295	3,099,172,860
Bills payable	24.2	1,687,007,665	1,901,639,246
Due to Associated Companies	24.3	88,557,898	93,592,237
Accrued expenses		600,148,628	792,584,807
Provision against Gas Infrastructure Development Cess (GIDC)	24.4	191,498,973	191,498,973
Tax deducted at source		175,678,250	185,497,705
Workers' welfare fund		17,075,352	–
Workers' (profit) participation fund	24.5	92,728,069	79,544,706
		6,256,738,130	6,343,530,534

24.1 This includes payable to Fatima Energy Limited amounting Rs. 537.559 million (2025: 397.885 million) against purchase of Electricity.

24.2 These are secured against the securities as detailed in note 26.

	2026	2025
	(Rupees)	
24.3 This represents amounts due to the following Associated Companies:		
– Fatima Fertilizer Company Limited	40,684,700	38,177,720
– Pakarab Fertilizers Ltd.	408,228	–
– Fazal Cloth Mills Limited	47,464,970	55,414,517
	88,557,898	93,592,237

24.4 The Honourable Supreme Court of Pakistan (SCP) vide its judgement dated August 13, 2020 decided the appeal against the Company and declared the GIDC Act, 2015 to be constitutional and recoverable from the gas consumer. A review petition was filed against the judgment which was also dismissed. SCP in its detailed judgment stated that the cess under GIDC Act, 2015 is applicable only to those consumers of natural gas who have passed on GIDC burden to their end customers for their business activities.

The Company has filed a civil suit before the Honourable Sindh High Court (SHC) on the grounds that the Company has not passed on the impact of GIDC to end consumers. SHC has granted stay order and has restrained SNGPL from taking any coercive action against the Company. The case is pending for adjudication. The Company has recognized the liability of GIDC under the GIDC Act, 2015 in these financial statements.

		Note	2026	2025
			(Rupees)	
24.5	**Workers' (profit) participation fund**			
	Opening balance		79,544,706	36,168,352
	Add: interest on funds utilised in the Company's business	36	5,521,400	5,920,927
			85,066,106	42,089,279
	Less: paid to workers		79,544,707	–
			5,521,399	42,089,279
	Add: allocation for the year		87,206,673	37,455,427
	Closing balance		92,728,072	79,544,706

25. ACCRUED MARK-UP

	2026	2025
Mark-up accrued on conventional finances:		
– long term finances	27,066,075	34,073,741
– lease liabilities	928,888	3,413,277
– short term borrowings	179,722,886	102,949,241
Profit accrued on islamic finances:		
– long term finances	392,157,837	348,617,383
– short term borrowings	97,409,330	98,415,894
Others		
– advance received from Fatima Sugar Mills Limited (an Associated Company)	10,975,116	23,764,582
–loan from Farrukh Trading	20,999,735	–
– provision against Gas Infrastructure Development Cess	29,209,755	29,209,755
	758,469,622	640,443,873

	Note	2026	2025
		(Rupees)	
26. SHORT TERM BORROWINGS			
From conventional banking companies / financial institutions			
Short term finance - secured	26.1	5,760,409,414	3,626,434,611
Export finances - secured	26.2	1,378,010,564	2,088,226,832
Finance against imported merchandise	26.3	-	2,037,136,315
From islamic banking companies / financial institutions			
Short term finance - secured	26.1	4,012,903,889	2,879,563,751
Export finances - secured	26.2	-	369,443,940
Finance against imported merchandise	26.3	-	1,460,464,530
		11,151,323,867	12,461,269,979
Temporary bank overdrafts-unsecured	26.5	411,743	64,602,012
		11,151,735,610	12,525,871,991

26.1 Short term borrowings available from various commercial banks under mark-up arrangements aggregated to Rs. 29,785.960 million (2025: Rs. 30,815.500 million). Short term finance carry mark-up at the rates ranging from 10.58% to 22.99% (2025: 11.63% to 23.52%) on the outstanding balances.

26.2 Export finance facilities available from commercial banks aggregate Rs. 3,613.160 million (2025: Rs. 2,625.427 million), which are the sub-limits of finance facilities mentioned in note 26.1. Out of total facilities, the amount utilised aggregated to Rs. 1,378.011 million (2025: Rs.2,457.670 million). The markup on these facilities ranges from 2.50% to 12.00% (2025: 2.50% to 10.80%) on the outstanding balances.

26.3 Import finance facilities available from commercial banks aggregated to Rs. 5860.980 million (2025: 6,248.000 million), which are the sub-limits of finance facilities mentioned in note 26.1. Out of total facilities, the amount utilised aggregated to Nil (2025: 3,497.000 million). The mark-up on these facilities ranges from 6.50% to 13.58% (2025: 7.00% to 10.80%) on the outstanding balances.

26.4 Out of the aggregate facilities of Rs. 6,759.050 million (2025: Rs. 10,158.697 million) for opening letters of credit and Rs. 1,095.000 million (2025: Rs. 855.000 million) for guarantees, which are the sub-limits of finance facilities mentioned in note 26.1, the amounts utilised as at June 30, 2026 were Rs. 3,903.320 million (2025: Rs.4,910.787 million) and Rs. 796.058 million (2025: Rs. 776.707 million) respectively.

26.5 These temporary bank overdrafts have arisen due to issuance of cheques for amounts in excess of balances in bank accounts.

26.6 The aggregate facilities are secured against lien on export documents, pledge of stocks (cotton bales, yarn, polyester, viscose and fabric), charge on all present and future current assets of the Company, lien on import documents and personal guarantees of directors of the Company. The above facilities are expiring on various dates by February 28, 2029.

	Note	2026	2025
		(Rupees)	
27. CURRENT PORTION OF NON-CURRENT LIABILITIES			
Long term finances	20	1,719,547,259	876,829,935
Lease liabilities	21	35,756,736	34,314,926
		1,755,303,995	911,144,862
28. TAXATION AND LEVIES - Net			
Opening balance		512,091,682	726,428,965
Add: provision made during the year:			
Current tax		87,760,426	(47,120,240)
Levies	28.2	351,253,268	332,791,639
		951,105,376	1,012,100,364
Less: payments / adjustments made during the year against completed assessments		512,091,682	500,008,682
Closing balance		439,013,694	512,091,682

28.1 Returns filed by the Company up to the tax year 2025 have been assessed under the self assessment scheme envisaged in section 120 of the Income Tax Ordinance, 2001 (the Ordinance).

28.2 No numeric tax rate reconciliation is presented in these financial statements as the Company is mainly liable to pay tax due under sections 113 (Minimum tax on the income of certain persons) and 154 (Tax on export proceeds) of the Ordinance.

28.3 Reconciliation of current tax charge as per tax laws for the year with current tax and levy recognised in the statement of profit and loss is as follows:

	2026	2025
	(Rupees)	
Current tax charge as per applicable tax laws	614,513,694	452,607,930
Less:		
Current tax charge under IAS - 12	87,760,426	2,756,424
Current tax charge / levy under IFRIC - 21	526,753,268	449,851,506
Difference (if any)	-	-

29. CONTINGENCIES AND COMMITMENTS

29.1 Guarantees given by various commercial banks, in respect of financial and operational obligations of the Company, to various institutions and corporate bodies aggregated Rs. 796.058 million as at June 30, 2026 (2025: Rs. 776.707 million) and are secured against the securities mentioned in note 26.

29.2 The Company is contingently liable for Rs. 1.400 million Iqra surcharge on account of non-compliance of the provisions of SRO.1140(I) 97 in respect of 1,320 bales of raw cotton imported during the year 2001. However, all the contingencies previously attached to the particular case have already been decided in favour of the Company. Since Alternate Dispute Resolution Committee's recommendations and

subsequent decisions by Federal Board of Revenue were in favour of the Company, the management is confident that the liability of Iqra surcharge on account of exportation of goods so manufactured from imported cotton will positively be waived-off.

29.3 The Company has filed a case before the Sindh High Court (SHC) against imposition of infrastructure cess levied by the Excise and Taxation Department, Karachi (the Department) under section 9 of the Sindh Finance Act, 1994 on imports made. As per the judgment of SHC, 50% of the demand would be paid by the Company while for the remaining 50%, guarantees would be issued in favour of the Department. As per the aforesaid judgment, the Company is paying the said 50% of demand on every import made and has arranged bank guarantees from Meezan Bank Limited, Habib Bank Limited, Bank Alfalah Limited and Bank Al Habib Limited favouring the Department for Rs. 17.486 million (2025: Rs.17.486 million), Rs. 20.00 million (2025: Rs. 20.00 million), Nil (2025: Nil), Rs. 40.00 million (2025: Rs. 40.00 million) and Rs. 100.00 million (2025: Rs. 100.00 million) respectively. The Company has challenged the said judgment before the Supreme Court of Pakistan and the legal advisors are confident that ultimately the judgment will be in favour of the Company.

29.4 Foreign bills discounted outstanding as at June 30, 2026 aggregated Rs. 406.998 million (2025: Rs. 688.793 million).

29.5 Local bills discounted outstanding as at June 30, 2026 aggregated Rs. 645.649 million (2025: Rs. 309.016 million).

		Note	2026	2025
			(Rupees)	
29.6	**Commitments for irrevocable letters of** credit:			
	- capital expenditure		317,077,347	687,049,353
	- others		1,896,968,577	1,215,006,348
			2,214,045,924	1,902,055,701
30.	**SALES - Net**			
	Export	30.1	21,732,962,802	23,147,613,419
	Local	30.2	24,240,770,730	21,243,003,901
	Waste		1,330,576,560	1,344,901,164
			47,304,310,092	45,735,518,484
	Less: Commission		528,334,287	397,645,123
			46,775,975,805	45,337,873,361
	Less: Sales tax		5,164,048,613	5,117,875,302
			41,611,927,192	40,219,998,059

30.1 Export sales include indirect export of fabric and yarn aggregating Rs. 8.282 billion (2025: Rs. 10.972 billion).

30.2 Local sales for the year include polyester / viscose sales aggregating Nil (2025: Rs. 7.044 million).

	Note	2026	2025
		(Rupees)	
31. COST OF SALES			
Raw materials consumed	31.1	26,947,767,689	27,381,941,231
Stores and spares consumed		927,690,529	885,061,773
Packing materials consumed		277,491,689	264,492,117
Salaries, wages and benefits	31.2	2,505,975,958	2,368,293,156
Power and fuel		4,056,719,542	4,537,408,878
Repairs and maintenance		93,930,432	78,297,456
Depreciation	5.3	730,416,969	683,281,077
Insurance		93,072,875	94,750,997
Utilities		450,733	464,758
Others		155,661,969	132,330,141
		35,789,178,385	36,426,321,584
Adjustment of work-in-process			
Opening		726,578,915	723,917,803
Closing	10	(784,972,713)	(726,578,915)
		(58,393,798)	(2,661,112)
Cost of goods manufactured		35,730,784,587	36,423,660,472
Adjustment of finished goods			
Opening stock		5,378,181,914	4,471,205,657
Closing stock	10	(4,973,018,924)	(5,378,181,914)
		405,162,990	(906,976,257)
		36,135,947,577	35,516,684,215
31.1 Raw materials consumed			
Opening stock		5,775,153,233	2,457,439,301
Purchases and purchase expenses		25,822,243,045	30,688,593,682
		31,597,396,278	33,146,032,983
Less: closing stock	10	(4,661,311,677)	(5,775,153,233)
		26,936,084,601	27,370,879,750
Cotton cess		11,683,088	11,061,480
	31.1.1	26,947,767,689	27,381,941,230

31.1.1 Raw materials consumed include Rs. 71.576 million (2025: Rs. 5.203 million) relating to the cost of yarn and lycra sold during the year.

31.2 Salaries, wages and benefits include Rs. 155.144 million (2025: Rs. 153.439 million) in respect of staff retirement benefits - gratuity.

		Note	2026	2025
			(Rupees)	
32.	**DISTRIBUTION AND MARKETING EXPENSES**			
	Ocean freight and shipping		175,663,404	174,949,978
	Local freight		166,103,677	143,583,776
	Export development surcharge		12,746,295	33,286,887
	Forwarding and clearing expenses		92,479,580	80,764,416
	Marketing expenses		46,908,296	40,008,270
	Other expenses		22,341,221	6,910,893
			516,242,473	479,504,220
33.	**ADMINISTRATIVE EXPENSES**			
	Salaries and benefits	33.1	293,156,902	298,235,788
	Travelling and conveyance		9,370,307	33,690,980
	Rent, rates and taxes		2,632,189	2,917,331
	Entertainment		4,392,686	4,195,131
	Utilities		4,208,026	6,283,154
	Communication		7,122,221	10,231,876
	Printing and stationery		5,125,937	566,402
	Insurance		6,690,150	8,293,346
	Repairs and maintenance		4,940,045	8,762,376
	Vehicles' running and maintenance		49,781,785	49,333,795
	Fees, subscription and periodicals		24,232,149	29,149,894
	Advertisement		57,714	501,767
	Auditors' remuneration:			
	– statutory audit fee		2,400,000	2,400,000
	– half yearly review		400,000	400,000
	– certification charges		100,000	100,000
			2,900,000	2,900,000
	Legal and professional charges		6,611,915	5,151,784
	Depreciation on operating fixed assets	5.3	39,932,385	40,720,681
	Depreciation on right of use assets	5.6	52,270,599	45,803,814
	Amortisation	6	–	–
	General		9,668,162	3,161,601
			523,093,172	549,899,720

33.1 Expense for the year includes staff retirement benefits gratuity amounting Rs. 6.877 million (2025: Rs. 6.802 million).

	Note	2026	2025
		(Rupees)	
34. OTHER INCOME			
Income from financial assets			
Dividend	34.1	15,893,183	18,376,162
Mark-up on advances to Associated Companies	34.2	20,324	306,437
Exchange fluctuation gain others - net		51,860,903	-
Gain on remeasurement of short term investments exchange contracts - net		1,471,202	-
Mark-up on saving account		142,794	156,431
Income from non-financial assets			
Gain on disposal of operating fixed assets - net	5.7	3,157,484	5,294,566
		72,545,889	24,133,596

34.1 This includes dividend received on short term investments made in Fatima Fertilizer Company Limited.

34.2 This represents mark-up amounting Rs. 0.0203 million (2025: Rs. 0.306 million) on short term loan given to Reliance Commodities (Private) Limited.

	Note	2026	2025
		(Rupees)	
35. OTHER EXPENSES			
Donations	35.1	18,912,004	21,658,338
Workers' (profit) participation fund	24.5	87,206,673	37,455,427
Workers' welfare fund		17,075,352	-
Exchange fluctuation loss on foreign currency		10,063,078	5,799,539
Exchange fluctuation loss others - net		-	47,436,434
Provision for expected credit loss of trade debts	11.1	4,010,301	3,208,905
Provision made for impairment of stores, spares and loose tools		-	2,025,042
		137,267,408	117,583,685

35.1 Mian Mukhtar A. Sheikh Trust, Multan (a Charitable Institution) is administered by the following directors of the Company:

- Mr. Fawad Ahmed Mukhtar
- Mr. Faisal Ahmed Mukhtar

The Company, during the year, has donated Rs. 17.00 million (2025: Rs. 18.500 million) to this Trust.

	Note	2026	2025
		(Rupees)	
36. FINANCE COST			
Mark-up on Conventional Finances			
- long term finances		273,203,362	313,632,054
- lease liabilities		3,788,668	4,191,775
- short term borrowings		906,024,932	1,013,109,658
Profit on Islamic Finances			
- long term finances		720,951,613	620,941,437
- lease liabilities		8,097,645	10,262,885
- short term borrowings		623,355,096	746,640,845
Others			
Short term loans from Associated Companies		20,999,736	-
Interest on workers' (profit) participation fund	24.5	5,521,400	5,920,927
Bank charges and commission		175,649,954	180,054,426
		2,737,592,406	2,894,754,007

37. MINIMUM AND FINAL TAX LEVIES			
Minimum tax levy	28	526,753,268	449,851,506
Prior year adjustment	37.1	(175,500,000)	(117,059,867)
		351,253,268	332,791,639

37.1 This represents reversal of provision due to excess tax liability recognized in prior years. In the year ended June 30, 2025 this represents reversal of provision against super tax under section 4C on the basis of assessment orders finalized.

	Note	2026	2025
		(Rupees)	
38. TAXATION			
Current		87,760,426	2,756,424
Prior year adjustment	38.1	-	(49,876,664)
Deferred	8	382,688,796	143,041,551
		470,449,222	95,921,311

38.1 This represents unrecognized income tax refunds assessed and received during the year.

39. EARNINGS PER SHARE

There is no dilutive effect on earnings per share of the Company, which is based on:

	2026	2025
	(Rupees)	
Profit after taxation attributable to ordinary shareholders	812,627,555	256,992,859
	(No. of shares)	
Weighted average number of ordinary shares in issue during the year	30,810,937	30,810,937
	(Rupee)	
Earnings per share – basic	26.37	8.34

40 SEGMENT INFORMATION

40.1 Products and services from which reportable segments derive their revenues

Information reported to the Company's chief operating decision maker for the purpose of resource allocation and assessment of segment performance is focused on type of goods supplied. The Company's reportable segments are therefore as follows:

SEGMENT

Spinning

Weaving

Information regarding Company's reportable segments is presented below:

40.2 Information about reportable segments

	Jun-26		
	Spinning	Weaving	Total
	(Rupees)		
Revenue from external customers	14,902,861,928	26,709,065,264	41,611,927,192
Intersegment revenues	12,389,521,168	–	12,389,521,168
Depreciation	518,229,734	304,390,219	822,619,953
Segment results	777,908,514	856,421,531	1,634,330,045
Segment assets	18,387,801,319	17,995,359,492	36,383,160,811
Segment liabilities	10,418,624,688	9,313,342,637	19,731,967,325
Other Income	31,875,098	40,670,791	72,545,889
Additions to non-current assets	690,923,223	1,005,511,927	1,696,435,150

	Jun-25		
	Spinning	Weaving	Total
	(Rupees)		
Revenue from external customers	13,353,136,556	26,866,861,503	40,219,998,059
Intersegment revenues	12,381,091,763	-	12,381,091,763
Depreciation	460,600,180	309,205,392	769,805,572
Segment results	(135,654,339)	821,360,148	685,705,809
Segment assets	21,172,196,179	14,204,253,205	35,376,449,383
Segment liabilities	12,036,102,011	6,022,210,669	18,058,312,680
Other income	12,570,800	11,562,796	24,133,596
Additions to non-current assets	935,157,320	684,499,840	1,619,657,160

The accounting policies of the reportable segments are the same as the Company's accounting policies. Segment results represent operating profit earned by the segment. This is the measure reported to the chief operating decision maker for the purpose of resource allocation and assessment of segment performance.

40.3 Reconciliations of reportable segment information

40.3.1 Segment revenues and profits

	Jun-26		
	Spinning	Weaving	Total
	(Rupees)		
Total for reportable segments	27,292,383,096	26,709,065,264	54,001,448,360
Inter-segment revenues	(12,389,521,168)	-	(12,389,521,168)
Total for the Company	14,902,861,928	26,709,065,264	41,611,927,192

	Jun-25		
	Spinning	Weaving	Total
	(Rupees)		
Total for reportable segments	25,734,228,319	26,866,861,503	52,601,089,822
Inter-segment revenues	(12,381,091,763)	-	(12,381,091,763)
Total for the Company	13,353,136,556	26,866,861,503	40,219,998,059

	Jun-26		
	Spinning	Weaving	Total
	(Rupees)		
Operating Profit	2,440,000,981	2,069,188,878	4,509,189,859
Unallocated expenses			
Other expenses			(137,267,408)
Finance cost			(2,737,592,406)
Levies			(351,253,268)
Total for the Company	2,440,000,981	2,069,188,878	1,283,076,777

	Jun-25		
	Spinning	Weaving	Total
	(Rupees)		
Operating Profit	1,754,131,738	1,943,911,763	3,698,043,501
Unallocated expenses			
Other expenses			(117,583,685)
Finance cost			(2,894,754,007)
Levies			(332,791,639)
Total for the Company	1,754,131,738	1,943,911,763	352,914,170

40.3.2 Segment assets

	Jun-26		
	Spinning	Weaving	Total
	(Rupees)		
Total for reportable segments	18,387,801,319	17,995,359,492	36,383,160,811
Unallocated assets			
Investments			1,529,406,392
Advance Taxation			672,802,792
Sales tax refundable			816,680,477
Other receivable			26,880,202
Loans & Advance			703,591,806
Long term deposit			63,539,530
Deferred tax asset			244,284,601
Total for the Company	18,387,801,319	17,995,359,492	40,440,346,611

	Jun-25		
	Spinning	Weaving	Total
	(Rupees)		
Total for reportable segments	21,172,196,179	14,204,253,204	35,376,449,383
Unallocated assets			
Investments			1,770,562,771
Advance Taxation			546,987,575
Sales tax refundable			198,500,012
Other receivable			24,615,793
Loan and advance			657,923,974
Long term deposit			29,719,180
Deferred tax asset			665,330,669
Total for the Company	21,172,196,179	14,204,253,204	39,270,089,357

		Jun-26		
		Spinning	Weaving	Total
			(Rupees)	
40.3.3	**Segment liabilities**			
	Total for reportable segments	10,418,624,688	9,313,342,637	19,731,967,325
	Un-allocated liabilities			
	Unclaimed dividends			12,966,651
	Other			8,621,516,636
	Total for the Company	10,418,624,688	9,313,342,637	28,366,450,612

		Jun-25		
		Spinning	Weaving	Total
			(Rupees)	
	Total for reportable segments	12,036,102,011	6,022,210,669	18,058,312,680
	Un-allocated liabilities			
	Unclaimed dividends			12,995,746
	Other			10,889,259,794
	Total for the Company	12,036,102,011	6,022,210,669	28,960,568,220

40.4 All non-current assets of the Company as at June 30, 2026 are located and operating in Pakistan.

		2026	2025
		(Rupees)	
40.5	**Gross revenue from major customers of segment**		
	Spinning	8,933,467,223	8,007,431,887
	Weaving	5,314,563,395	3,281,498,636
		14,248,030,618	11,288,930,523

40.6 **Geographical information**

The Company's gross revenue from external customers by geographical location is detailed below:

	2026	2025
	(Rupees)	
Pakistan	34,091,991,007	33,559,947,286
Asia	6,565,720,839	6,195,089,460
Europe	6,051,990,994	5,547,886,734
Africa	-	15,437,920
Oceania	44,639,048	-
USA	549,968,204	384,319,555
Middle East	-	32,837,529
	47,304,310,092	45,735,518,484

	Note	2026	2025
		(Rupees)	
41. CASH FLOWS FROM OPERATING ACTIVITIES			
Profit before taxation and levies		1,634,330,045	685,705,809
Adjustments for non-cash charges and other items:			
Depreciation on operating fixed assets	5.3	770,349,354	724,001,758
Depreciation on right of use assets	5.6	52,270,599	45,803,814
Gain on disposal of fixed assets - net	5.7	(3,157,484)	(5,294,566)
Provision for impairment of trade debts	11.1	3,010,301	3,208,905
Staff retirement benefits - gratuity	22	162,022,138	160,240,972
Interest on workers' (profit) participation fund	24.5	5,521,400	5,920,927
Provision for workers' (profit) participation fund	24.5	87,206,673	37,455,427
Gain on remeasurment of short term investments		(1,471,202)	-
Finance cost	36	2,732,071,006	2,888,833,080
		5,442,152,830	4,545,876,125
Effect on cash flow due to working capital changes			
(Increase) / decrease in current assets			
Stores, spares and loose tools		(119,766,891)	(112,044,334)
Stock-in-trade		1,460,610,748	(4,227,351,301)
Trade debts		(707,538,251)	1,186,704,912
Loans and advances		(45,667,832)	15,335,061
Prepayments and other receivables		(2,264,409)	(729,343)
Tax refunds due from the Government (excluding income tax)		(622,012,408)	36,590,410
(Decrease) / increase in trade and other payables		(99,975,767)	1,801,676,523
		(136,614,810)	(1,299,818,072)
Cash generated from operations		5,305,538,020	3,246,058,053

	2026	2025
	(Rupees)	
42. FINANCIAL RISK MANAGEMENT OBJECTIVES AND POLICIES		
Financial assets		
At fair value through other comprehensive income		
Short term investments	716,820,818	533,471,489
At fair value through profit and loss		
Short term investments	65,438,593	-
At amortised cost		
Long term deposits	63,539,530	29,719,180
Trade debts	5,208,512,822	4,503,984,872
Loans and advances	529,005,124	488,865,843
Other receivables	22,901,324	24,615,793
Bank balances	467,634,686	722,909,864
	6,291,593,486	5,770,095,552
Financial liabilities		
At amortised cost		
Long term finances	8,902,134,162	8,330,352,666
Loan from related party	231,000,000	-
Lease liabilities	104,901,071	94,347,398
Trade and other payables	5,971,256,459	6,078,488,123
Unclaimed dividends	12,966,651	12,995,746
Accrued mark-up	758,469,622	640,443,873
Short term borrowings	11,151,323,867	12,461,269,979
	27,132,051,832	27,617,897,785

42.1 Financial risk factors

The Company's activities expose it to a variety of financial risks: market risk (including interest rate risk and currency risk), credit risk and liquidity risk. The Company's overall risk management focuses on the unpredictability of financial markets and seeks to minimise potential adverse effects on the Company's financial performance.

Risk management is carried-out by the Company's finance department under policies approved by the board of directors. The Company's finance department evaluates financial risks based on principles for overall risk management as well as policies covering specific areas, such as foreign exchange risk, interest rate risk, credit risk and investment of excess liquidity, provided by the board of directors.

42.2 Market risk

Market risk is the risk that the fair value or future cash flows of a financial instrument will fluctuate because of changes in market prices. Market risk comprises of three types of risks: currency risk, interest rate risk and price risk.

(a) **Currency risk**

Foreign currency risk arises mainly where receivables and payables exist due to transactions entered into in foreign currencies. The Company is exposed to currency risk on import of plant & machinery, raw materials and stores & spares denominated in U.S. Dollar, JPY, Euro, CHF and AED. The Company's exposure to foreign currency risk for U.S. Dollar, JPY, Euro, CHF and AED is as follows:

	Rupess	U.S. $	Euro	JPY	CHF	AED
2026						
Trade debts	1,275,552,642	4,327,988	220,432	-	-	-
Bank balances	111,318,555	258,424	124,511	-	-	-
Short term borrowings	(1,378,010,564)	(4,955,981)	-	-	-	-
Bills payable	(1,687,007,665)	(5,697,253)	(324,614)	-	-	-
Gross statement of financial position exposure	(1,678,147,032)	(6,066,822)	20,329	-	-	-
Outstanding letters of credit	(2,214,045,924)	(4,811,894)	(692,160)	(14,367,140)	(26,768)	(8,227,271)
Net exposure	(3,892,192,956)	(10,878,716)	(671,831)	(14,367,140)	(26,768)	(8,227,271)
2025						
Trade debts	1,014,653,020	3,178,829	339,067	-	-	-
Bank balances	280,592,164	850,108	118,891	-	-	-
Short term borrowings	(2,457,670,774)	(8,637,223)	-	-	-	-
Bills payable	(1,901,639,246)	(6,073,625)	(79,690)	(3,495,420)	(98,030)	(1,384,637)
Gross statement of financial position exposure	(3,064,064,836)	(10,681,911)	378,268	(3,495,420)	(98,030)	(1,384,637)
Outstanding letters of credit	(1,902,055,701)	(4,276,685)	(940,020)	(59,106,000)	(725,000)	-
Net exposure	(4,966,120,537)	(14,958,596)	(561,752)	(62,601,420)	(823,030)	(1,384,637)

The following significant exchange rates have been applied:

	Average rate		Reporting date rate	
	2026	2025	2026	2025
U.S. $ to Rupee	281.58	296.52	278.55 / 278.05	284.10 / 283.60
Euro to Rupee	326.01	355.02	317.52 / 316.95	332.83 / 332.25
JPY to Rupee	1.82	2.13	1.7176 / 1.7145	1.9701 / 1.9667
CHF to Rupee	352.73	387.07	344.29 / 343.67	355.50 / 354.87
AED to Rupee	76.67	77.83	75.85 / 75.71	77.90 / 77.76

Sensitivity analysis

At June 30, 2026, if Rupee had strengthened / weakend by 10% against U.S. Dollar, Euro, CHF and JPY with all other variables held constant, profit for the year would have been higher / (lower) by the amount shown below mainly as a result of net foreign exchange gain / (loss) on translation of financial assets and liabilities.

Effect on profit for the year:

	2026	2025
	(Rupees)	
U.S.$ to Rupee	(302,482,709)	(424,225,783)
Euro to Rupee	(21,293,687)	12,567,954
CHF to Rupee	(919,949)	(29,206,848)
JPY to Rupee	(2,463,246)	(12,311,821)
AED to Rupee	(62,288,668)	(10,766,937)

(b) Interest rate risk

Interest rate risk is the risk that the fair value or future cash flows of a financial instrument will fluctuate because of change in market interest rates. At the reporting date, the mark-up rate profile of the Company's mark-up bearing financial instruments is as follows:

	2026	2025	2026	2025
	Effective mark-up rate		Carrying amount	
	%	%	(Rupees)	
Financial liabilities				
Fixed rate instruments				
Long term finances	3.50% to 17.00%	3.50% to 17.00%	1,213,824,905	2,012,495,322
Variable rate instruments				
Long term finances	5.00% to 23.42%	6.50% to 24.42%	7,688,309,257	6,317,857,344
Loan from related party	11.33% to 12.24%	-	231,000,000	-
Lease liabilities	11.32% to 25.68%	12.09% to 25.68%	104,901,071	94,347,398
Short term finance	10.58% to 22.99%	11.63% to 23.52%	9,773,725,046	10,068,201,217
Export finances	2.5% to 12.00%	2.5% to 10.80%	1,378,010,564	2,457,670,774
Finance against imported merchandise	6.50% to 13.58%	7.00% to 10.80%	-	3,497,600,845

Fair value sensitivity analysis for fixed rate instruments

The Company does not account for any fixed rate financial assets and liabilities at fair value through profit or loss. Therefore, a change in mark-up rate at the reporting date would not affect profit or loss of the Company.

Cash flow sensitivity analysis for variable rate instruments

At June 30, 2026, if mark-up rate on variable rate financial liabilities had been 1% higher / lower with all other variables held constant, profit before taxation and levies for the year would have been Rs. 181.458 million (2025: Rs. 189.381 million) lower / higher, mainly as a result of higher / lower mark-up expense on variable rate financial liabilities.

The sensitivity analysis prepared is not necessarily indicative of the effects on profit before taxation for the year and liabilities of the Company.

(c) **Price risk**

Price risk is the risk that the fair value or future cash flows of a financial instrument will fluctuate as a result of changes in market prices (other than those arising from interest rate risk or currency risk) whether those changes are caused by factors specific to the individual financial instruments or its issuer or factors affecting all similar financial instruments traded in the market. Price risk arises from the Company's investments in ordinary shares of listed companies. To manage the price risk arising from the aforesaid investments, the Company actively monitors the key factors that affect stock price movement.

Sensitivity analysis

A 10% increase / decrease in share prices at the year-end would have increased / decreased the unrealised gain on remeasurement of short term investments at fair value through other comprehensive income as follows:

	2026	2025
	(Rupees)	
Effect on equity	18,334,933	12,960,800

The sensitivity analysis prepared is not necessarily indicative of the effects on profit / equity and assets of the Company.

42.3 Credit risk exposure and concentration of credit risk

Credit risk represents the risk of a loss if the counter party fails to discharge its obligation and cause the other party to incur a financial loss. The Company attempts to control credit risk by monitoring credit exposures, limiting transactions with specific counterparties and continually assessing the credit worthiness of counterparties.

Concentrations of credit risk arise when a number of counterparties are engaged in similar business activities or have similar economic features that would cause their abilities to meet contractual obligations to be similarly affected by changes in economic, political or other conditions. Concentrations of credit risk indicate the relative sensitivity of the Company's performance to developments affecting a particular industry.

Credit risk primarily arises from trade debts, short term investments and balances with banks. To manage exposure to credit risk in respect of trade debts, management performs credit reviews taking into account the customer's financial position, past experience and other relevant factors. Sales tenders and credit terms are approved by the tender approval committee. Where considered necessary, advance payments are obtained from certain parties. Export sales made to major customers are secured through letters of credit and contracts. The management has set a maximum credit period of 30 days in respect of yarn and fabric parties to reduce the credit risk. Credit risk on bank balances is limited as the counter parties are banks with reasonably high credit ratings.

All investing transactions are settled / paid for upon delivery as per the advice of investment committee. The Company's policy is to enter into financial instrument contract by following internal guidelines such as approving counterparties and approving credits.

Exposure to credit risk

The maximum exposure to credit risk as at June 30, 2026 along with comparative is tabulated below:

	2026	2025
	(Rupees)	
Long term deposits	63,539,530	29,719,180
Trade debts	5,208,512,822	4,503,984,872
Loans and advances	217,291,632	206,310,422
Other receivables	26,880,202	24,615,793
Short term investments	433,940,204	260,967,851
Bank balances	467,634,686	722,909,864
	6,417,799,076	5,748,507,982

Trade debts exposure by geographic region is as follows:

Domestic	3,932,960,180	3,489,331,852
Export	1,275,552,642	1,014,653,020
	5,208,512,822	4,503,984,872

The maximum exposure to credit risk before any credit enhancements for trade debts at the reporting date by type of counterparty was:

	2026	2025
	(Rupees)	
Fabric customers against:		
– export sales	1,225,368,571	972,707,808
– local sales	1,950,170,205	1,456,072,253
Yarn customers against:		
– export sales	50,184,071	36,435,204
– local sales	1,982,789,975	2,038,769,607
	5,208,512,822	4,503,984,872

The majority of export debts of the Company are situated in Asia, Europe and USA.

The ageing of trade debts at the year-end was as follows:

	2026	2025
	(Rupees)	
Neither past due nor impaired	3,761,885,527	3,062,218,209
Past due 0-30 days	886,340,087	1,185,169,096
Past due 31-150 days	399,180,598	225,318,632
Past due 151-365 days	155,908,467	30,461,813
Past due 365 days	5,198,143	817,122
	5,208,512,822	4,503,984,872

Export debtors are secured against letters of credit and contracts whereas local debtors are unsecured and considered good. Management assesses the credit quality of local customers taking into account their financial position, past experience and other factors. For bank balances, financial institutions with strong credit ratings are accepted. Credit risk on bank balances is limited as these are placed with banks having good credit ratings.

The Company always measures the provision for impairment of trade debts at an amount equal to lifetime ECL using the simplified approach. The expected credit losses on local trade debts are estimated using a provision matrix by reference to past default experience of the debtor and an analysis of the debtor's current financial position, adjusted for factors that are specific to the debtors, general economic conditions of the industry in which the debtors operate and an assessment of both the current as well as the forecast direction of conditions at the reporting date. The Company has recognised loss allowance amounting Rs. 16.723 million as at June 30, 2026 (2025: Rs. 13.713 million).

Out of total trade debts, 24.49% (2025: 22.53%) comprise of foreign debtors that are secured against letters of credit and contracts. Local trade debts include customers with very good credit history and are regular in their payments. The management continuously monitors the repayment capacity and intention of their debtors and extends the credit periods to their customers according to their credit history.

Bank balances

The credit quality of Company's bank balances can be assessed with reference to external credit ratings assigned to them as follows:

	Rating		Rating Agency	2026	2025
	Short term	Long term		(Rupees)	
Bank Alfalah Limited	A1+	AAA	PACRA	85,639,691	47,537,341
Al-Baraka Bank (Pakistan) Limited	A-1	AA-	JCR-VIS	5,438,984	17,452,730
Habib Bank Limited	A-1+	AAA	JCR-VIS	68,491,661	142,664,481
JS Bank Limited	A1+	AA	PACRA	7,673,245	7,673,246
Meezan Bank Limited	A-1+	AAA	JCR-VIS	23,557,660	110,207,155
Askari Bank Limited	A1+	AA+	PACRA	6,902,015	80,448,614
Faysal Bank Limited	A1+	AA+	PACRA	42,343	42,343
Dubai Islamic Bank Pakistan Limited	A-1+	AA	JCR-VIS	27,579,461	3,490,497
Bank Makramah Limited (Formerly: Summit Bank Limited)	A2	A-	JCR-VIS	166,124	166,125
Bank Islami Pakistan Limited	A1	AA-	PACRA	6,396,818	11,720,776
Bank Al Habib Ltd.	A1+	AAA	PACRA	54,739,369	212,033,020
MCB Bank Limited	A1+	AAA	PACRA	877,419	877,454
National Bank of Pakistan	A-1+	AAA	JCR-VIS	13,199,814	7,321,802
Sindh Bank Limited	A-1+	AA	JCR-VIS	59,994	59,993
United Bank Limited	A-1+	AAA	JCR-VIS	31,718,891	9,040,208
The Bank of Punjab	A1+	AAA	PACRA	1,006,933	35,229,051
The Bank Of Khyber	A1	AA-	PACRA	4,659,348	4,213,306
Allied Bank Limited	A1+	AAA	PACRA	1,809,647	4,211,555
Samba Bank Limited	A1+	AA	PACRA	6,395,915	16,179,632
Soneri Bank Limited	A1+	AA	PACRA	8,215,776	7,659,655
Habib Metropolitan Bank Limited	A1+	AAA	PACRA	108,382,699	-
CDC Dividend Account	-	-	-	4,680,879	4,680,879
				467,634,686	722,909,864

42.4 Liquidity risk

Liquidity risk is the risk that the Company will encounter difficulty in meeting the obligations associated with its financial liabilities that are settled by delivering cash or another financial asset. The Company's approach to manage liquidity is to ensure, as far as possible, that it will always have sufficient liquidity to meet its liabilities when due, under both normal and stressed conditions, without incurring unacceptable losses or risking damage to the Company's reputation.

Financial liabilities in accordance with their contractual maturities are presented below:

	Carrying amount	Contractual cash flows	Less than 1 year	Between 1 to 5 years	5 Years and above
			(Rupees)		
2026					
Long term finances	8,902,134,162	9,321,358,074	2,138,771,171	5,307,586,903	1,875,000,000
Loan from related party	231,000,000	231,000,000	-	231,000,000	
Lease liabilities	104,901,071	127,614,075	46,604,950	81,009,125	-
Trade and other payables	5,971,256,459	5,971,256,459	5,971,256,459	-	-
Unclaimed dividends	12,966,651	12,966,651	12,966,651	-	-
Accrued mark-up	758,469,622	758,469,622	758,469,622	-	-
Short term borrowings	11,151,323,867	11,428,456,083	11,428,456,083	-	-
	27,132,051,832	27,851,120,964	20,356,524,936	5,619,596,028	1,875,000,000

	Carrying amount	Contractual cash flows	Less than 1 year	Between 1 to 5 years	5 Years and above
			(Rupees)		
2025					
Long term finances	8,330,352,666	9,264,926,157	975,200,561	6,318,368,846	1,971,356,750
Lease liabilities	94,347,398	118,660,865	43,743,165	74,917,700	-
Trade and other payables	6,078,488,123	6,078,488,123	6,078,488,123	-	-
Unclaimed dividends	12,995,746	12,995,746	12,995,746	-	-
Accrued mark-up	640,443,873	640,443,873	640,443,873	-	-
Short term borrowings	12,461,269,979	14,270,449,790	14,270,449,789	-	-
	27,617,897,784	30,385,964,553	22,021,321,257	6,393,286,546	1,971,356,750

The contractual cash flows relating to the above financial liabilities have been determined on the basis of interest / mark-up rates effective at the respective year-ends. The rates of interest / mark-up have been disclosed in the respective notes to these financial statements.

42.5 Fair value of financial instruments

Fair value is the amount for which an asset could be exchanged, or liability settled, between knowledgeable willing parties in an arm's length transaction. At June 30, 2026, the carrying values of all financial assets and liabilities as disclosed in the statement of financial position approximate to their fair values.

Fair values are categorised into different levels in a fair value hierarchy based on the inputs used in the valuation techniques as follows:

Level 1: Quoted prices (unadjusted) in active markets for identical assets or liabilities.

Level 2: Inputs other than quoted prices included in level 1 that are observable for the asset or liability, either directly (i.e. as price) or indirectly (i.e. derived from prices).

Level 3: Inputs for the asset or liability that are not based on observable market data (unobservable inputs).

Fair values of financial assets that are traded in active markets are based on quoted market prices. For all other financial instruments the Company determines fair values using valuation techniques.

Valuation techniques used by the Company include discounted cash flow model. Assumptions and inputs used in valuation techniques include risk-free rates, equity prices and foreign currency exchange rates. The objective of valuation techniques is to arrive at a fair value determination that reflects the price of the financial instrument at the statement of financial position date that would have been determined by market participants acting at arm's length.

Valuation models for valuing securities for which there is no active market requires significant unobservable inputs and a higher degree of management judgment and estimation in the determination of fair value. Management judgment and estimation are usually required for selection of the appropriate valuation model to be used, determination of expected future cash flows on the financial instrument being valued and selection of appropriate discount rates, etc.

The table below analyses equity and debt instruments measured at fair value through profit and loss income and fair value through other comprehensive income at the end of reporting period in the fair value hierarchy into which the fair value measurement is categorised:

	2026	2025
	(Rupees)	
Long term investments at fair value through other comprehensive income:		
– equity investment under level 3	747,146,981	1,237,091,282
Short term investments at fair value through other comprehensive income:		
– equity investment under level 1	433,940,204	260,967,851
– equity investment under level 3	282,880,614	272,503,638
Short term investments at fair value through profit and loss:		
- equity investment under level 1	65,438,593	-
Revalued amount of Land	4,523,031,000	3,258,388,350

If the inputs used to measure the fair value of an asset or liability fall into different levels of the fair value hierarchy, then the fair value measurement is categorised in its entirety in the same level of the fair value hierarchy as the lowest level input that is significant to the entire measurement.

For assets and liabilities that are recognised in the financial statements at fair value on a recurring basis, the management recognises transfers between levels of the fair value hierarchy at the end of the reporting period during which the change has occurred. There were no transfers between different levels of fair values mentioned above.

43. CAPITAL MANAGEMENT

The Board's policy is to maintain an efficient capital base so as to maintain investor, creditor and market confidence and to sustain the future development of the Company's business. The Board of Directors monitors the return on capital employed, which the Company defines as operating income divided by total capital employed. The Board of Directors also monitors the level of dividends to ordinary shareholders.

The Company's objectives when managing capital are to safeguard its ability to continue as a going concern, so that it can continue to provide returns for shareholders and benefits for other stakeholders and to provide an adequate return to shareholders.

The Company monitors capital on the basis of the debt-to-equity ratio – calculated as a ratio of total debt to equity.

The debt-to-equity ratios as at June 30, were as follows:

	2026	2025
	(Rupees)	
Total debt	20,389,770,843	20,950,572,056
Total equity and debt	32,463,666,842	31,260,093,193
Debt-to-equity ratio	63%	67%

44. REMUNERATION OF CEO, DIRECTORS AND EXECUTIVES

	2026	2025
	(Rupees)	
Key Executives		
Managerial remuneration	162,034,224	142,644,588
House rent allowance	32,406,840	28,528,920
Medical	16,203,420	14,264,484
Utilities and other allowances	7,038,964	6,196,642
Bonus	15,709,187	16,529,521
	233,392,635	208,164,155
Number of persons	67	64

44.1 The Company provides its CEO, directors and key executives with free use of maintained cars.

44.2 No renumeration has been paid to CEO or any director during the year except for the meeting fee of Rs. 1,080 thousand (2025: Rs.1000 thousand) paid to two (2025: two) independent directors.

45. RECONCILIATION OF MOVEMENT OF LIABILITIES TO CASH FLOWS ARISING FROM FINANCING ACTIVITIES

	Liabilities					
	Long term finances	Lease liabilities	Short term borrowings	loan from related party	Dividend	Total
	(Rupees)					
Balance as at June 30, 2024	5,912,271,349	106,546,006	12,210,680,858	-	13,200,300	18,242,698,513
Changes from financing activities						
Finances obtained	200,000,000	-	-	-	-	200,000,000
Finances repaid	2,218,081,317	-	-	-	-	2,218,081,317
Finances obtained - net of repayments	-	(12,198,608)	315,191,133	-	-	302,992,525
Dividend paid	-	-	-	-	(204,554)	(204,554)
	2,418,081,317	(12,198,608)	315,191,133	-	(204,554)	2,720,869,288
Balance as at June 30, 2025	8,330,352,666	94,347,398	12,525,871,991	-	12,995,746	20,963,567,801

	Liabilities					
	Long term finances	Lease liabilities	Short term borrowings	loan from related party	Dividend	Total
	(Rupees)					
Changes from financing activities						
Finances obtained	1,331,073,111	-	-	231,000,000	-	1,562,073,111
Finances repaid	(759,291,615)	-	-	-	-	(759,291,615)
Finances obtained - net of repayments	-	10,553,673	(1,374,136,381)	-	-	(1,363,582,708)
Dividend paid	-	-	-	-	(29,095)	(29,095)
	571,781,496	10,553,673	(1,374,136,381)	231,000,000	(29,095)	(560,830,307)
Balance as at June 30, 2026	8,902,134,162	104,901,071	11,151,735,610	231,000,000	12,966,651	20,402,737,494

46. TRANSACTIONS WITH RELATED PARTIES

The related parties comprise of associated undertakings and key management personnel. The Company in the normal course of business carries-out transactions with various related parties. Amounts due from and to related parties are shown under receivables and payables and remuneration of the key management personnel is disclosed in note 44.

Other significant transactions with related parties are as follows:

Description of transaction	Nature of relationship	2026	2025
		(Rupees)	
Fazal Cloth Mills Ltd.	Associate		
Purchase of goods and services		448,926,999	386,475,731
Sales of good & services		71,750,254	75,223,595
Funds paid		456,876,547	390,467,252
Funds received		71,999,215	73,911,460
Reliance Commodities (Pvt.) Ltd.	Associate		
Mark-up income		20,324	306,437
Funds received		30,320,175	-
Fatima Sugar Mills Ltd.	Associate		
Funds paid		12,786,010	-
Expenses charged by		2,841,971	6,782,084
Expenses charged to		20,810,363	378,304
Fatima Packaging Ltd.	Related party *		
Expenses charged to		791,955	-
Pakarab Fertilizers Ltd	Related party *		
Expenses charged by		408,229	-

Description of transaction	Nature of relationship	2026	2025
		(Rupees)	
Fatima Energy Ltd.	Related party *		
Preference Shares subscribed		-	-
Expenses charged by		1,130,781	8,886,600
Funds paid		2,113,844,405	2,356,633,971
Purchases		2,253,517,905	2,510,750,712
Funds received		-	48,481,631
Mian Mukhtar A. Sheikh	Associate		
Trust, Multan			
Donations made		17,000,000	18,500,000
Expense charged by		-	-
Fatima Fertilizer Company Ltd.	Related party *		
Dividend income		15,750,996	18,376,163
Expense charged by		2,506,981	3,810,469
Farrukh Trading Co Ltd.	Related party *		
Markup expense		20,999,735	-
Loan obtained		231,000,000	-

46.1 All transactions with related parties have been carried-out on commercial terms and conditions.

* These are related parties due to common directorship.

	2026	2025
	(Rupees)	
47. CAPACITY AND PRODUCTION		
Unit 2 (Weaving)		
Number of looms installed	166	166
Capacity after conversion into 50 picks - Meters	47,135,610	47,135,610
Actual production of fabrics after conversion into 50 picks - Meters	45,376,858	43,032,324
Unit 5 (Weaving)		
Number of looms installed	310	310
Capacity after conversion into 50 picks - Meters	78,531,260	78,531,260
Actual production of fabrics after conversion into 50 picks - Meters	76,001,141	72,239,951

Unit 1's looms were operational until October 26, 2022. Afterward, all the looms were shifted to units 2 and 5.

	2026	2025
Under utilisation of available weaving capacity was due to:		
- Electricity shut downs		
- Change of artciles required		
- Width loss due to specification of the cloth		
- Due to normal maintenance		
Unit 3 (Spinning)		
Number of spindles installed	17,760	17,808
Capacity after conversion into 20 count - Kgs	4,783,862	4,796,791
Actual production of yarn after conversion into 20 count - Kgs	4,342,854	3,935,105
Unit 4 (Spinning)		
Number of spindles installed	48,576	47,520
Capacity after conversion into 20 count - Kgs	15,004,088	14,677,912
Actual production of yarn after conversion into 20 count - Kgs	13,732,931	13,165,286
Unit 6 (Spinning)		
Number of spindles installed	29,568	29,568
Capacity after conversion into 20 count - Kgs	10,046,215	10,046,215
Actual production of yarn after conversion into 20 count - Kgs	9,954,404	9,853,728
Under utilisation of available spinning capacity was due to:		
- Electricity shut downs		
- Processing mix of coarser and finer counts		
- Due to normal maintenance		

		2026	2025
		(Number)	
48.	**NUMBER OF EMPLOYEES**		
	Number of persons employed as at June 30,		
	- permanent	2,281	2,375
	- contractual	302	221
		2,583	2,596
	Average number of employees during the year		
	- permanent	2,276	2,498
	- contractual	265	224
		2,541	2,722

49. SHAHRIAH SCREENING DISCLOSURE

	June 2026		June 2025	
	Conventional	Shariah Compliant	Conventional	Shariah Compliant
	(Rupees)			
Statement of Financial Position - Assets				
Long Term Investments	-	747,146,982	-	1,237,091,282
Short Term Investments	19,613,552	762,645,859	-	533,471,489
Bank balances	364,700,094	102,934,590	476,670,951	246,238,913
Statement of Financial Position - Liability				
Long term finances	2,759,512,842	6,142,621,320	2,507,590,290	5,822,762,376
Lease liabilities	34,349,124	70,551,947	39,443,443	54,903,955
Short term borrowings	7,138,831,721	4,012,903,889	7,751,797,758	4,709,472,221
Running finances under mark-up arrangements				
Accrued mark-up	207,717,849	489,567,167	140,436,259	447,033,277

	June 2026		June 2025	
	Conventional	Shariah Compliant	Conventional	Shariah Compliant
	(Rupees)			
Statement of Profit and Loss and other Comprehensive Income				
Revenue	-	41,611,927,192	-	40,219,998,061
Other income				
a) Dividend Income	-	15,893,183	-	18,376,162
b) Exchange gain /(loss) on actual currency	-	41,797,825	-	(53,235,973)
c) Markup on advances to associated companies	-	20,324		306,437
d) Markup on saving account	142,794	-	156,431	
Un-realised gain on investments				
a) Short term investment through PL	1,471,202	-	-	-
b) Short term investment through OCI	-	183,349,330	-	129,608,003
Finance Cost				
Mark-up on short term finances	906,024,932	623,355,096	1,013,109,658	746,640,845
Mark-up on lease liabilities	3,788,668	8,097,645	4,191,175	10,262,885
Mark-up on long term finances	273,203,362	720,951,613	313,632,054	620,941,437

The Company have banking relation with the following shariah-compliant financial institutions:

a) Meezan Bank Limited
b) BankIslami Pakistan Limited
c) Dubai Islamic Bank Pakistan Limited
d) Al Baraka Bank (Pakistan) Limited
e) Askari Bank Limited – Islamic Banking (Askari Ikhlas)
f) United Bank Limited – UBL Ameen
g) The Bank of Punjab – Islamic Banking (Taqwa)
h) The Bank of Khyber – Islamic Banking
i) Bank Al Habib Limited – Islamic Banking
j) Habib Bank Limited – HBL Islamic
k) National Bank of Pakistan Islamic

50. DATE OF AUTHORISATION FOR ISSUE

These financial statements were authorised for issue on September 28, 2026 by the board of directors of the Company.

51. FIGURES

Corresponding figures have been re-arranged and re-classified, wherever necessary, for the purposes of comparison and better presentation. No major reclassification has been made during the year.

Chief Executive | Director | Chief Financial Officer

OTHERS & LEGAL FORMS

E-VOTING

E-Voting as per the Companies (E-Voting) Regulations, 2016

I/We, _____ of _____, being a member of Reliance Weaving Mills Limited, holder of _____ Ordinary Share(s) as per Register Folio No. /CDC Account No. _____ hereby opt for E-Voting through intermediary and hereby consent the appointment of execution officer _____ as proxy and will exercise E-Voting as per the Companies (E-Voting) Regulations, 2016 and hereby demand for poll for resolutions.

My Secured email address is _____. Please send login details, password and other requirements through email.

Signed under my/our hand this _____ day of _____ 2026.

Signature of Member

Signed in the presence of:

---	---
Signature of Witness	Signature of Witness
Name: _____	Name: _____
CNIC/Passport No: _____	CNIC/Passport: _____
Address: _____	Address: _____

E-voting بمطابق کمپنیز (E-voting) ریگولیشنز، 2016

میں/ہم ..... آف ..... بحیثیت ممبر ریلائنس ویونگ ملز لمیٹڈ حامل .....

عام شیئرز رجسٹرڈ فولیو نمبر/ CDC اکاؤنٹ نمبر ..... دوسرے شخص کے ذریعے E-voting کی آپشن اختیار کرتا ہوں اور اس پر عمل کے لئے

..... کو بحیثیت پراکسی Execution آفیسر مقرر کرنے پر رضامندی ظاہر کرتا ہوں کہ وہ کمپنی۔ 2016ء کے قواعد کے تحت

E-voting میں حصہ لے گا اور میں/ہم قرارداد کیلئے انتخاب کا مطالبہ کرتا ہوں/کرتے ہیں۔

میرا محفوظ کردہ E-mail ایڈریس ..... ہے۔

برائے مہربانی مجھے/ہمیں Login تفصیلات، Password اور دیگر مطلوبہ معلومات بذریعہ E-mail ارسال کریں۔

میرے/ہمارے دستخط ..... مورخہ ..... سال .....

ممبر کے دستخط

گواہ کے دستخط	گواہ کے دستخط
نام	نام .....
CNIC/پاسپورٹ نمبر	CNIC/پاسپورٹ نمبر .....
ایڈریس	ایڈریس .....

PATTERN OF SHAREHOLDING

As at June 30, 2026

No. of Shareholders	From	To	Shares Held
235	1	100	6,990
608	101	500	132,487
445	501	1000	388,344
122	1001	5000	279,804
21	5001	10000	163,038
10	10001	15000	125,506
2	15001	20000	33,703
4	20001	25000	90,354
1	25001	30000	26,910
2	35001	40000	75,000
1	50001	55000	54,182
3	55001	60000	169,462
2	95001	100000	196,983
2	100001	105000	205,378
1	110001	115000	112,500
1	135001	140000	139,767
1	140001	145000	140,625
1	150001	155000	153,393
3	280001	285000	845,705
1	590001	595000	592,645
6	1330001	1335000	7,995,175
1	3085001	3090000	3,085,193
1	7885001	7890000	7,886,071
1	7910001	7915000	7,911,722
1,475			**30,810,937**

PATTERN OF SHAREHOLDING

As at June 30, 2026

Category - Wise

Categories of Shareholders	Number of Shares	Percentage
Directors, Chief Executive Officer and their spouse(s) and minor children		
FAZAL AHMED SHEIKH	7,925,722	25.72
FAISAL AHMED	7,886,071	25.60
FAWAD AHMED MUKHTAR	1,332,530	4.32
AMBREEN FAWAD	1,332,530	4.32
ABBAS MUKHTAR	1,332,529	4.32
FATIMA FAZAL	140,625	0.46
FARAH FAISAL	112,500	0.37
MUHAMMAD MUKHTAR SHEIKH	2,503	0.01
MUHAMMAD FAZEEL MUKHTAR	2,500	0.01
IMRAN BASHIR	500	0.00
SHOAIB AHMAD KHAN	1	0.00
	20,068,011	**65.13**
Associated companies, undertakings and related parties		
RELIANCE COMMODITIES (PVT) LTD	3	0.00
FATIMA MANAGEMENT COMPANY LIMITED	281,902	0.91
FARRUKH TRADING COMPANY LIMITED	281,902	0.91
FATIMA TRADING COMPANY (PVT.) LIMITED	281,901	0.91
	845,708	**2.74**
NIT & ICP		
INVESTMENT CORP. OF PAKISTAN	1,460	0.00
	1,460	**0.00**
Banks Development Financial Institutions, Non Banking Financial Financial Institutions.		
NATIONAL DEVELOPMENT FINANCE	984	0.00
NATIONAL BANK OF PAKISTAN	276	0.00
NATIONAL BANK OF PAKISTAN	333	0.00
	1,593	**0.01**
Insurance Companies		
Nil		-
	-	-
Modarabas and Mutual Funds		
CDC - TRUSTEE NATIONAL INVESTMENT (UNIT) TRUST	592,645	1.92
	592,645	**1.92**

PATTERN OF SHAREHOLDING

As at June 30, 2026

General Public Foreign		
DUR MUHAMMED TUNIO	30	0.00
MUHAMMAD AZEEM AKRAM	205	0.00
HUSSNAIN TARIQ	1	0.00
FAHAD KHAN LODHI	20	0.00
	256	**0.00**
Foreign Companies		
Nil		-
	-	-
Others		
M/S PYRAMID INVESTMENT(PVT)LTD	3,900	0.01
KARACHI,LAHORE STOCK EXCHANGES	2	0.00
PRUDENTIAL SECURITIES LIMITED	400	0.00
Y.S. SECURITIES & SERVICES (PVT) LTD.	555	0.00
FAZAL HOLDINGS (PVT.) LIMITED	24,250	0.08
TRUSTEE NATIONAL BANK OF PAKISTAN EMPLOYEES PENSION FUND	54,182	0.18
TRUSTEE NATIONAL BANK OF PAKISTAN EMP BENEVOLENT FUND TRUST	1,901	0.01
S.H. BUKHARI SECURITIES (PVT) LIMITED	150	0.00
PYRAMID INVESTMENTS (PVT) LTD.	2,850	0.01
AAL BAWANY FOUNDATION	4,219	0.01
GHULAMAN-E-ABBAS EDUCATIONAL AND MEDICAL TRUST	900	0.00
MUHAMMAD AHMAD NADEEM SECURITIES (SMC-PVT.) LIMITED	13,000	0.04
FUISSION (PRIVATE) LIMITED	3,085,193	10.01
FIKREES (PRIVATE) LIMITED	1,500	0.00
	3,193,002	**10.36**
General Public Local		
	6,108,262	**19.84**
Total	**30,810,937**	**100.00**

PATTERN OF SHAREHOLDING

As at June 30, 2026

Categories of Shareholders	Shares Held	Percentage
Directors and their spouse(s) and minor children		
FAZAL AHMED SHEIKH	7,925,722	25.72
FAISAL AHMED	7,886,071	25.60
FAWAD AHMED MUKHTAR	1,332,530	4.32
AMBREEN FAWAD	1,332,530	4.32
ABBAS MUKHTAR	1,332,529	4.32
FATIMA FAZAL	140,625	0.46
FARAH FAISAL	112,500	0.37
MUHAMMAD MUKHTAR SHEIKH	2,503	0.01
MUHAMMAD FAZEEL MUKHTAR	2,500	0.01
IMRAN BASHIR	500	0.00
SHOAIB AHMAD KHAN	1	0.00
Associated Companies, undertakings and related parties	845,708	2.74
NIT & ICP	1,460	0.00
Banks Development Financial Institutions, Non Banking Financial Financial Institutions.	1,593	0.01
Insurance Companies	-	-
Modarabas and Mutual Funds	592,645	1.92
General Public		
a. Local	6,108,262	19.84
b. Foreign	256	0.00
Foreign Companies	-	-
Others	3,193,002	10.36
Total	**30,810,937**	**100.00**

Share holders holding 10% or more	Shares Held	Percentage
FAZAL AHMED SHEIKH	7,925,722	25.72
FAISAL AHMED	7,886,071	25.60
FUISSION (PRIVATE) LIMITED	3,085,193	10.01

FORM OF PROXY

36th Annual General Meeting

I/We _____

of _____

being a member(s) of Reliance Weaving Mills Limited hold _____

Ordinary Shares hereby appoint Mr. / Mrs. / Miss _____

of _____ or falling him / her _____

of _____ as my / our proxy in my / our absence to attend and vote for me / us and on my / our behalf at the 36th Annual General Meeting of the Company to be held at Company's Registered Office, 2nd Floor Trust Plaza, LMQ Road, Multan, on Wednesday, October 28, 2026 at 3:00 p.m. and / or any adjournment thereof.

As witness my/our hand/seal this _____ 2026.

Signed by _____

in the presence of _____

Signatures _____

Name _____

Address _____

Signatures _____

Name _____

Address _____

Folio No.	CDC Account No.	
	Participant I.D.	Account No.

Signature on
Fifty Rupees
Revenue Stamp

The signature should agree with the specimen registered with the Company

Notes:

1. Proxies, in order to be effective, must be received at the Company's Registered Office 2nd Floor, Trust Plaza, LMQ Road, Multan, not later than 48 hours before the time for the meeting and must be duly stamped, signed and witnessed.

2. Any individual beneficial owner of CDC, entitled to attend and vote at this meeting, must bring his / her CNIC or Passport, to prove his / her identity, and in case of proxy must enclose an attested copy of his / her CNIC or Passport. Representatives of corporate members should bring the usual documents required for such purpose.

   In addition to the above the following requirements have to be met.

   (i) Attested copies of CNIC or the Passport of the beneficial owners and the proxy shall be provided with the proxy form.

   (ii) The proxy shall produce his original CNIC or original Passport at the time of the meeting.

   (iii) In case of a corporate entity, the Board of Directors Resolution / Power of Attorney with specimen signature shall be submitted (unless it has been provided earlier along with proxy form to the Company).

ریلائنس ویونگ ملز لمیٹڈ

پراکسی فارم
36 واں سالانہ عمومی اجلاس

میں / ہم ----------

ساکن ----------بطور ممبر (ز) ریلائنس ویونگ ملز لمیٹڈ

حامل ----------عام حصص، محترم / محترمہ ----------

ساکن ----------یا ان کے حاضر نہ ہو سکنے کی صورت میں----------

ساکن ----------کو اپنے/ہمارے ایما پر کمپنی کے مورخہ 28 اکتوبر 2026

بروز بدھ 03:00 بجے کمپنی کے رجسٹرڈ آفس سیکنڈ فلور ٹرسٹ پلازہ ایل ایم کیو روڈ ملتان میں ہونے والے 36 واں سالانہ عمومی اجلاس میں شرکت کرنے اور حق رائے دہی استعمال کرنے کیلئے اپنا/ہمارا بطور نمائندہ (پراکسی) مقرر کرتا ہوں/کرتے ہیں۔

بطور گواہ آج ----------بتاریخ----------اکتوبر 2026 ----------کی موجودگی میں دستخط ہوئے۔

فولیو نمبر	سی ڈی سی اکاؤنٹ نمبر	
	شرکت دار کی شناخت	اکاؤنٹ نمبر

پچاس روپے کے رسیدی
ٹکٹ پر دستخط

اس دستخط کا کمپنی کے ساتھ رجسٹرڈ دستخط کے نمونے سے مشابہت ہونا لازمی ہے

اہم نکات:

1۔ ہر لحاظ سے مکمل اور دستخط شدہ یہ فارم میٹنگ سے کم از کم 48 گھنٹے قبل کمپنی کے رجسٹرڈ دفتر دوسری منزل ٹرسٹ پلازہ ایل ایم کیو روڈ ملتان میں موصول ہو جانا چاہیے۔

2۔ اگر کوئی ممبر ایک سے زائد پراکسی نامزد کرتا ہے اور ایک سے زیادہ انسٹرومنٹس آف پراکسی جمع کراتا ہے تو اس صورت میں تمام انسٹرومنٹ آف پراکسی کالعدم قرار دیئے جائیں گے۔

3۔ سی ڈی سی اکاؤنٹ رکھنے والے/کارپوریٹ ادارے مزید برآں درج ذیل شرائط کو پورا کریں گے۔

(i) پراکسی فارم کے ہمراہ مالکان کے شناختی کارڈ یا پاسپورٹ کی تصدیق شدہ نقول بھی دی جائیں۔

(ii) پراکسی کو اپنا اصل شناختی کارڈ یا پاسپورٹ میٹنگ کے وقت دکھانا ہوگا۔

(iii) کارپوریٹ ادارے کی صورت میں بورڈ آف ڈائریکٹرز کی قرارداد/پاور آف اٹارنی مع دستخط کے نمونے (اگر پہلے جمع نہ کرایا ہو) کمپنی میں پراکسی فارم کے ساتھ جمع کرانی ہو گی۔

Reliance Weaving
Mills Limited
A Fatima Group Company

2nd Floor Trust Plaza, LMQ Road, Multan
Ph: +92 61 450 9700, 450 9749
Fax: +92 61 458 4288, 451 1267
Email: waheed.mushtaq@fatima-group.com